



TensorGrip C101 500ml Aerosol Citrus Cleaner

QUIN GLOBAL ASIA PACIFIC

Chemwatch Hazard Alert Code: 4

Version No: 1.2

Safety Data Sheet according to WHS Regulations (Hazardous Chemicals) Amendment 2020 and ADG requirements

Issue Date: 15/06/2022

Print Date: 15/06/2022

S.GHS.AUS.EN

SECTION 1 Identification of the substance / mixture and of the company / undertaking

Product Identifier

Product name	TensorGrip C101 500ml Aerosol Citrus Cleaner
Synonyms	Not Available
Proper shipping name	AEROSOLS (contains citrus terpenes)
Other means of identification	Not Available

Relevant identified uses of the substance or mixture and uses advised against

Relevant identified uses	Adhesive Cleaner
--------------------------	------------------

Details of the supplier of the safety data sheet

Registered company name	QUIN GLOBAL ASIA PACIFIC
Address	63 Hincksman Street Queanbeyan, NSW 2620 Australia
Telephone	+61 2 6175 0574
Fax	Not Available
Website	www.quinglobal.com
Email	sales@quinglobal.com.au

Emergency telephone number

Association / Organisation	CHEMWATCH EMERGENCY RESPONSE
Emergency telephone numbers	+61 1800 951 288
Other emergency telephone numbers	+61 3 9573 3188

Once connected and if the message is not in your preferred language then please dial 01

SECTION 2 Hazards identification

Classification of the substance or mixture

Poisons Schedule	Not Applicable
Classification [1]	Germ Cell Mutagenicity Category 1A, Skin Corrosion/Irritation Category 2, Serious Eye Damage/Eye Irritation Category 2B, Sensitisation (Skin) Category 1, Hazardous to the Aquatic Environment Long-Term Hazard Category 1, Aspiration Hazard Category 1, Aerosols Category 1
Legend:	1. Classified by Chemwatch; 2. Classification drawn from HCIS; 3. Classification drawn from Regulation (EU) No 1272/2008 - Annex VI

Label elements

Hazard pictogram(s)	
Signal word	Danger

Hazard statement(s)

H340	May cause genetic defects.
AUH044	Risk of explosion if heated under confinement.
H315	Causes skin irritation.
H320	Causes eye irritation.

TensorGrip C101 500ml Aerosol Citrus Cleaner

H317	May cause an allergic skin reaction.
H410	Very toxic to aquatic life with long lasting effects.
H304	May be fatal if swallowed and enters airways.
H222+H229	Extremely flammable aerosol. Pressurized container: may burst if heated.

Precautionary statement(s) Prevention

P201	Obtain special instructions before use.
P210	Keep away from heat, hot surfaces, sparks, open flames and other ignition sources. No smoking.
P211	Do not spray on an open flame or other ignition source.
P251	Do not pierce or burn, even after use.
P280	Wear protective gloves and protective clothing.
P261	Avoid breathing gas
P273	Avoid release to the environment.
P264	Wash all exposed external body areas thoroughly after handling.
P272	Contaminated work clothing should not be allowed out of the workplace.

Precautionary statement(s) Response

P301+P310	IF SWALLOWED: Immediately call a POISON CENTER/doctor/physician/first aider.
P331	Do NOT induce vomiting.
P308+P313	IF exposed or concerned: Get medical advice/ attention.
P302+P352	IF ON SKIN: Wash with plenty of water and soap.
P305+P351+P338	IF IN EYES: Rinse cautiously with water for several minutes. Remove contact lenses, if present and easy to do. Continue rinsing.
P333+P313	If skin irritation or rash occurs: Get medical advice/attention.
P337+P313	If eye irritation persists: Get medical advice/attention.
P362+P364	Take off contaminated clothing and wash it before reuse.
P391	Collect spillage.

Precautionary statement(s) Storage

P405	Store locked up.
P410+P412	Protect from sunlight. Do not expose to temperatures exceeding 50 °C/122 °F.

Precautionary statement(s) Disposal

P501	Dispose of contents/container to authorised hazardous or special waste collection point in accordance with any local regulation.
------	--

Not Applicable

SECTION 3 Composition / information on ingredients

Substances

See section below for composition of Mixtures

Mixtures

CAS No	%[weight]	Name
8028-48-6	40-60	<u>citrus terpenes</u>
1174522-20-3	10-20	<u>hydrocarbons, C9-11, n-alkanes, isoalkanes, cyclics, <2% aromatics</u>
68476-85-7.	25-35	<u>LPG (liquefied petroleum gas)</u>
Legend:	1. Classified by Chemwatch; 2. Classification drawn from HCIS; 3. Classification drawn from Regulation (EU) No 1272/2008 - Annex VI; 4. Classification drawn from C&L; * EU IOELVs available	

SECTION 4 First aid measures

Description of first aid measures

Eye Contact	<p>If aerosols come in contact with the eyes:</p> <ul style="list-style-type: none"> ▶ Immediately hold the eyelids apart and flush the eye continuously for at least 15 minutes with fresh running water. ▶ Ensure complete irrigation of the eye by keeping eyelids apart and away from eye and moving the eyelids by occasionally lifting the upper and lower lids. ▶ Transport to hospital or doctor without delay. ▶ Removal of contact lenses after an eye injury should only be undertaken by skilled personnel.
Skin Contact	<p>If solids or aerosol mists are deposited upon the skin:</p> <ul style="list-style-type: none"> ▶ Flush skin and hair with running water (and soap if available). ▶ Remove any adhering solids with industrial skin cleansing cream. ▶ DO NOT use solvents. ▶ Seek medical attention in the event of irritation.

Continued...

TensorGrip C101 500ml Aerosol Citrus Cleaner

Inhalation	<p>If aerosols, fumes or combustion products are inhaled:</p> <ul style="list-style-type: none"> ▶ Remove to fresh air. ▶ Lay patient down. Keep warm and rested. ▶ Prostheses such as false teeth, which may block airway, should be removed, where possible, prior to initiating first aid procedures. ▶ If breathing is shallow or has stopped, ensure clear airway and apply resuscitation, preferably with a demand valve resuscitator, bag-valve mask device, or pocket mask as trained. Perform CPR if necessary. ▶ Transport to hospital, or doctor.
Ingestion	<ul style="list-style-type: none"> ▶ If swallowed do NOT induce vomiting. ▶ If vomiting occurs, lean patient forward or place on left side (head-down position, if possible) to maintain open airway and prevent aspiration. ▶ Observe the patient carefully. ▶ Never give liquid to a person showing signs of being sleepy or with reduced awareness; i.e. becoming unconscious. ▶ Give water to rinse out mouth, then provide liquid slowly and as much as casualty can comfortably drink. ▶ Seek medical advice. ▶ If spontaneous vomiting appears imminent or occurs, hold patient's head down, lower than their hips to help avoid possible aspiration of vomitus.

Indication of any immediate medical attention and special treatment needed

For petroleum distillates

· In case of ingestion, gastric lavage with activated charcoal can be used promptly to prevent absorption - decontamination (induced emesis or lavage) is controversial and should be considered on the merits of each individual case; of course the usual precautions of an endotracheal tube should be considered prior to lavage, to prevent aspiration.

· Individuals intoxicated by petroleum distillates should be hospitalized immediately, with acute and continuing attention to neurologic and cardiopulmonary function.

· Positive pressure ventilation may be necessary.

· Acute central nervous system signs and symptoms may result from large ingestions of aspiration-induced hypoxia.

· After the initial episode, individuals should be followed for changes in blood variables and the delayed appearance of pulmonary oedema and chemical pneumonitis. Such patients should be followed for several days or weeks for delayed effects, including bone marrow toxicity, hepatic and renal impairment. Individuals with chronic pulmonary disease will be more seriously impaired, and recovery from inhalation exposure may be complicated.

· Gastrointestinal symptoms are usually minor and pathological changes of the liver and kidneys are reported to be uncommon in acute intoxications.

· Chlorinated and non-chlorinated hydrocarbons may sensitize the heart to epinephrine and other circulating catecholamines so that arrhythmias may occur. Careful consideration of this potential adverse effect should precede administration of epinephrine or other cardiac stimulants and the selection of bronchodilators.

BP America Product Safety & Toxicology Department

Treat symptomatically.

In acute poisonings by essential oils the stomach should be emptied by aspiration and lavage. Give a saline purgative such as sodium sulfate (30 g in 250 ml water) unless catharsis is already present. Demulcent drinks may also be given. Large volumes of fluid should be given provided renal function is adequate. [MARTINDALE: The Extra Pharmacopoeia, 28th Ed.]

SECTION 5 Firefighting measures**Extinguishing media****SMALL FIRE:**

- ▶ Water spray, dry chemical or CO2

LARGE FIRE:

- ▶ Water spray or fog.

Special hazards arising from the substrate or mixture

Fire Incompatibility	▶ Avoid contamination with oxidising agents i.e. nitrates, oxidising acids, chlorine bleaches, pool chlorine etc. as ignition may result
-----------------------------	--

Advice for firefighters

Fire Fighting	
Fire/Explosion Hazard	<p>carbon dioxide (CO2) other pyrolysis products typical of burning organic material.</p> <p>Contains low boiling substance: Closed containers may rupture due to pressure buildup under fire conditions.</p> <p>WARNING: Long standing in contact with air and light may result in the formation of potentially explosive peroxides.</p> <p>CARE: Water in contact with hot liquid may cause foaming and a steam explosion with wide scattering of hot oil and possible severe burns. Foaming may cause overflow of containers and may result in possible fire.</p> <p>BEWARE: Empty solvent, paint, lacquer and flammable liquid drums present a severe explosion hazard if cut by flame torch or welded. Even when thoroughly cleaned or reconditioned the drum seams may retain sufficient solvent to generate an explosive atmosphere in the drum.</p> <p>WARNING: Aerosol containers may present pressure related hazards.</p>
HAZCHEM	Not Applicable

SECTION 6 Accidental release measures**Personal precautions, protective equipment and emergency procedures**

See section 8

Environmental precautions

See section 12

Methods and material for containment and cleaning up

Minor Spills	<ul style="list-style-type: none"> ▶ Clean up all spills immediately. ▶ Avoid breathing vapours and contact with skin and eyes. ▶ Wear protective clothing, impervious gloves and safety glasses. ▶ Shut off all possible sources of ignition and increase ventilation. ▶ Wipe up. ▶ If safe, damaged cans should be placed in a container outdoors, away from all ignition sources, until pressure has dissipated.
---------------------	---

TensorGrip C101 500ml Aerosol Citrus Cleaner

	<ul style="list-style-type: none"> ▶ Undamaged cans should be gathered and stowed safely.
Major Spills	<p>CARE: Absorbent materials wetted with occluded oil must be moistened with water as they may auto-oxidize, become self heating and ignite. Some oils slowly oxidise when spread in a film and oil on cloths, mops, absorbents may autoxidise and generate heat, smoulder, ignite and burn. In the workplace oily rags should be collected and immersed in water.</p> <ul style="list-style-type: none"> ▶ Clear area of personnel and move upwind. ▶ Alert Fire Brigade and tell them location and nature of hazard. ▶ May be violently or explosively reactive. ▶ Wear breathing apparatus plus protective gloves. ▶ Prevent, by any means available, spillage from entering drains or water courses ▶ No smoking, naked lights or ignition sources. ▶ Increase ventilation. ▶ Stop leak if safe to do so. ▶ Water spray or fog may be used to disperse / absorb vapour. ▶ Absorb or cover spill with sand, earth, inert materials or vermiculite. ▶ If safe, damaged cans should be placed in a container outdoors, away from ignition sources, until pressure has dissipated. ▶ Undamaged cans should be gathered and stowed safely. ▶ Collect residues and seal in labelled drums for disposal.

Personal Protective Equipment advice is contained in Section 8 of the SDS.

SECTION 7 Handling and storage

Precautions for safe handling

Safe handling	<p>The conductivity of this material may make it a static accumulator., A liquid is typically considered nonconductive if its conductivity is below 100 pS/m and is considered semi-conductive if its conductivity is below 10 000 pS/m., Whether a liquid is nonconductive or semi-conductive, the precautions are the same., A number of factors, for example liquid temperature, presence of contaminants, and anti-static additives can greatly influence the conductivity of a liquid.</p> <p>Radon and its radioactive decay products are hazardous if inhaled or ingested</p> <ul style="list-style-type: none"> ▶ Avoid all personal contact, including inhalation. ▶ Wear protective clothing when risk of exposure occurs. ▶ Use in a well-ventilated area. ▶ Prevent concentration in hollows and sumps. ▶ DO NOT enter confined spaces until atmosphere has been checked. ▶ Avoid smoking, naked lights or ignition sources. ▶ Avoid contact with incompatible materials. ▶ When handling, DO NOT eat, drink or smoke. ▶ DO NOT incinerate or puncture aerosol cans. ▶ DO NOT spray directly on humans, exposed food or food utensils. ▶ Avoid physical damage to containers. ▶ Always wash hands with soap and water after handling. ▶ Work clothes should be laundered separately. ▶ Use good occupational work practice. ▶ Observe manufacturer's storage and handling recommendations contained within this SDS. ▶ Atmosphere should be regularly checked against established exposure standards to ensure safe working conditions are maintained.
Other information	<p>Consider storage under inert gas.</p> <p>Essential oil oxidation accelerates with the concentration of dissolved oxygen, which in turn depends largely on oxygen partial pressure in the head-space as well as ambient temperature. Depending on the particular essential oil and the ambient temperature, oxidation will not necessarily be prevented by avoidance of container head-space. Instead essential oils should be treated with inert gas such as argon, cautiously flushed through to displace remaining air, to prevent the formation of peroxides efficiently.</p>

Conditions for safe storage, including any incompatibilities

Suitable container	<ul style="list-style-type: none"> ▶ For low viscosity materials (i) : Drums and jerry cans must be of the non-removable head type. (ii) : Where a can is to be used as an inner package, the can must have a screwed enclosure. ▶ For materials with a viscosity of at least 2680 cSt. (23 deg. C) ▶ For manufactured product having a viscosity of at least 250 cSt. (23 deg. C) ▶ Manufactured product that requires stirring before use and having a viscosity of at least 20 cSt (25 deg. C): (i) Removable head packaging; (ii) Cans with friction closures and (iii) low pressure tubes and cartridges may be used. ▶ Where combination packages are used, and the inner packages are of glass, there must be sufficient inert cushioning material in contact with inner and outer packages ▶ In addition, where inner packagings are glass and contain liquids of packing group I there must be sufficient inert absorbent to absorb any spillage, unless the outer packaging is a close fitting moulded plastic box and the substances are not incompatible with the plastic. ▶ Aerosol dispenser. ▶ Check that containers are clearly labelled.
Storage incompatibility	<p>d-Limonene:</p> <ul style="list-style-type: none"> ▶ forms unstable peroxides in storage, unless inhibited; may polymerise ▶ reacts with strong oxidisers and may explode or combust ▶ is incompatible with strong acids, including acidic clays, peroxides, halogens, vinyl chloride and iodine pentafluoride ▶ flow or agitation may generate electrostatic charges due to low conductivity <p>Low molecular weight alkanes:</p> <ul style="list-style-type: none"> ▶ May react violently with strong oxidisers, chlorine, chlorine dioxide, dioxygenyl tetrafluoroborate. ▶ May react with oxidising materials, nickel carbonyl in the presence of oxygen, heat. ▶ Are incompatible with nitronium tetrafluoroborate(1-), halogens and interhalogens ▶ may generate electrostatic charges, due to low conductivity, on flow or agitation. ▶ Avoid flame and ignition sources <p>Redox reactions of alkanes, in particular with oxygen and the halogens, are possible as the carbon atoms are in a strongly reduced condition. Reaction with oxygen (if present in sufficient quantity to satisfy the reaction stoichiometry) leads to combustion without any smoke, producing carbon dioxide and water. Free radical halogenation reactions occur with halogens, leading to the production of haloalkanes. In addition, alkanes have been shown to interact with, and bind to, certain transition metal complexes</p> <p>Interaction between chlorine and ethane over activated carbon at 350 deg C has caused explosions, but added carbon dioxide reduces the risk. The violent interaction of liquid chlorine injected into ethane at 80 deg C/10 bar becomes very violent if ethylene is also present A mixture</p>

TensorGrip C101 500ml Aerosol Citrus Cleaner

prepared at -196 deg C with either methane or ethane exploded when the temp was raised to -78 deg C. Addition of nickel carbonyl to an n-butane-oxygen mixture causes an explosion at 20-40 deg C.

Alkanes will react with steam in the presence of a nickel catalyst to give hydrogen.

Due to their structural relationship within the same chemical group, essential oil components are known to easily convert into each other by oxidation, isomerisation, cyclisation, or dehydrogenation reactions, triggered either enzymatically or chemically.

Temperature, light, and oxygen availability are recognised to have a crucial impact on essential oil integrity.

Susceptibility of essential oils to degradation largely depends on compound spectra as components molecular structures have a substantial effect on the degree of oxidation.

Constituting an array of many lipophilic and highly volatile components derived from a great range of different chemical classes, essential oils are known to be susceptible to conversion and degradation reactions. Oxidative and polymerization processes may result in a loss of quality and pharmacological properties.

Upon distillation in primitive stills or during storage in metallic containers, impurities of metals can be released into essential oils. Equal to light and heat, heavy metals, especially copper and ferrous ions, are considered to promote autoxidation, in particular if hydroperoxides are already present. By catalysing hydroperoxide decomposition, Fe²⁺ or Cu⁺ as well as Fe³⁺ or Cu²⁺ give rise to alkoxy and peroxy radicals, respectively, which, in turn, promote radical oxidation reactions.

Moisture has been considered as a possible reason for essential oil spoilage.

Peroxy radicals as well as hydroperoxides have been reported to be the most numerous compounds upon oxidation of essential oils (as well as edible unsaturated fixed oils) at lower temperatures. Compounds formed through termination reactions such as polymers were only built up at later oxidation stages and at the end of the induction period, when either the amount of oxygen or oxidisable substrate was exhausted. On the other hand, alkyl or hydroxyl radicals and reactions thereof, became more important at elevated temperature as oxygen availability was limited. For the most part, essential oil components can be assigned as lipophilic terpenoids, phenylpropanoids, or short-chain aliphatic hydrocarbon derivatives of low molecular weight, with the first being the most frequent and characteristic constituents.

A multitude of different, but often structurally closely related, components have been identified in essential oils. Each oil in turn can be composed of only a few up to a complex mixture of far more than 100 single substances, respectively. Flavour contribution of single compounds though does not strictly depend on their respective concentration but relies on the specific odor threshold that is determined by structure and volatility. Consequently, even minor components deriving from oxidation or degradation reactions may have a strong impact on the flavour if their aroma value is high enough.

The chemical composition of essential oils is moreover dependent on the conditions during processing and storage of the plant material, upon distillation as well as in the course of subsequent handling of the oil itself. Upon stability evaluation of essential oils, it needs to be kept in mind that the chemical composition may already vary in the starting material, being influenced by plant health, growth stage, habitat including climate, edaphic factors (those pertaining to soil), as well as harvest time.

Terpenoids and terpenes, are generally unsaturated, are thermolabile, are often volatile and may be easily oxidised or hydrolysed depending on their respective structure.

Terpenoids are subject to autoxidation. Autoxidation is any oxidation that occurs in open air or in presence of oxygen (and sometimes UV radiation) and forms peroxides and hydroperoxides.

Though autoxidation has been particularly investigated in the field of fatty oils, it also plays a most crucial part for terpene deterioration. Although virtually all types of organic materials can undergo air oxidation, certain types are particularly prone to autoxidation, including unsaturated compounds that have allylic or benzylic hydrogen atoms (C₆H₅CH₂-); these materials are converted to hydroperoxides by autoxidation. Promoted by heat, catalytic quantities of redox-reactive metals, and exposure to light, autoxidation may result in the formation of explosive peroxides which may become explosive upon concentration.

As a rule, however, primary autoxidation products such as hydroperoxides eventually break down during advanced stages of oxidation depending on their individual stability. Thereby they give rise to a range of stable oxidised secondary products such as mono- to polyvalent alcohols, aldehydes, ketones, epoxides, peroxides, or acids as well as highly viscous, often oxygen-bearing polymers. Light, heat, or increasing acidity often promote this breakdown.

Compounds rich in allylic hydrogen atoms (2HC=CHCH₂-R), found in most terpenoids, make up the most probable targets for autoxidation. Several terpenoids (typically oxygen containing derivatives) are saturated and do not react in a similar fashion to their unsaturated congeners. Thermolabile terpenoids, especially mere terpenes and aldehydes, are susceptible to rearrangement processes at elevated temperatures. Terpenic conversion reactions, upon heating, have been reported both for isolated compounds as well as for essential oils, (which tend to be rich in mono-, and sesqui-terpenes).

Mono-, bi-, or tricyclic mono- terpenoids (those containing two isoprene units, dienes) and sesquiterpenoids (with three isoprene units, trienes) of different chemical classes, such as hydrocarbons, ketones, alcohols, oxides, aldehydes, phenols, or esters, make up the major part in essential oils.

Electron-donating groups and increasing alkyl substitution contribute to a stronger carbon-peroxide bond through a hyperconjugative effect, thus leading to more stable and subsequently built-up hydroperoxides.

Some oxygen-bearing terpenoids such as menthol, eucalyptol (1,8-cineol), and menthone do not form hydroperoxides upon oxidation but are directly converted into ketones, acids, and aldehydes. None of these are unsaturated compounds.

Due to their low volatility, diterpenes (with four isoprenes, tetraenes) are barely encountered in genuine essential oils obtained by distillation, while tri- and higher terpenoids such as sterols or carotenoids are only present in the nonvolatile fractions such as plant resins or gums and will remain in the residue

Aging processes generally come along with a more or less pronounced quality loss. In addition to the frequent development of unpleasant and often pungent flavours, shifting colors such as the formation of a yellow staining or changes in consistency up to resinification have been reported both upon degradation of single terpenoids as well as of essential oils.

Unsaturated mono- and sesquiterpenes, typically found in essential oils such as those from pine and turpentine, are readily altered upon storage. Moreover, electron-donating groups and increasing alkyl substitution contribute to a stronger carbon-peroxide bond through a hyperconjugative effect, thus leading to more stable and subsequently built-up hydroperoxides

- ▶ The various oxides of nitrogen and peroxyacids may be dangerously reactive in the presence of alkenes. BREITHERICK L.: Handbook of Reactive Chemical Hazards
- ▶ Avoid reaction with strong Lewis or mineral acids.
- ▶ Reaction with halogens requires carefully controlled conditions.
- ▶ Free radical initiators should be avoided.

HAZARD:

- ▶ Although anti-oxidants may be present, in the original formulation, these may deplete over time as they come into contact with air.
- ▶ Rags wet / soaked with unsaturated hydrocarbons / drying oils may auto-oxidise; generate heat and, in-time, smoulder and ignite. This is especially the case where oil-soaked materials are folded, bunched, compressed, or piled together - this allows the heat to accumulate or even accelerate the reaction
- ▶ Oily cleaning rags should be collected regularly and immersed in water, or spread to dry in safe-place away from direct sunlight or stored, immersed, in solvents in suitably closed containers.

Propane:

- ▶ reacts violently with strong oxidisers, barium peroxide, chlorine dioxide, dichlorine oxide, fluorine etc.
- ▶ liquid attacks some plastics, rubber and coatings
- ▶ may accumulate static charges which may ignite its vapours

· The interaction of alkenes and alkynes with nitrogen oxides and oxygen may produce explosive addition products; these may form at very low temperatures and explode on heating to higher temperatures (the addition products from 1,3-butadiene and cyclopentadiene form rapidly at -150 C and ignite or explode on warming to -35 to -15 C). These derivatives ("pseudo- nitrosites") were formerly used to characterise terpene hydrocarbons.

· Exposure to air must be kept to a minimum so as to limit the build-up of peroxides which will concentrate in bottoms if the product is distilled. The product must not be distilled to dryness if the peroxide concentration is substantially above 10 ppm (as active oxygen) since explosive

TensorGrip C101 500ml Aerosol Citrus Cleaner

decomposition may occur. Distillate must be immediately inhibited to prevent peroxide formation. The effectiveness of the antioxidant is limited once the peroxide levels exceed 10 ppm as active oxygen. Addition of more inhibitor at this point is generally ineffective. Prior to distillation it is recommended that the product should be washed with aqueous ferrous ammonium sulfate to destroy peroxides; the washed product should be immediately re-inhibited.

- A range of exothermic decomposition energies for double bonds is given as 40-90 kJ/mol. The relationship between energy of decomposition and processing hazards has been the subject of discussion; it is suggested that values of energy released per unit of mass, rather than on a molar basis (J/g) be used in the assessment. For example, in "open vessel processes" (with man-hole size openings, in an industrial setting), substances with exothermic decomposition energies below 500 J/g are unlikely to present a danger, whilst those in "closed vessel processes" (opening is a safety valve or bursting disk) present some danger where the decomposition energy exceeds 150 J/g.

BREThERICK: Handbook of Reactive Chemical Hazards, 4th Edition

- The reaction of ozone with alkenes is believed to proceed *via* the formation of a vibrationally excited Primary Ozonide (POZ) which falls apart to give a vibrationally excited Criegee Intermediate (CI) The CI can decompose to give OH radicals, or be stabilised. This may be of relevance in atmospheric chemistry.

- Violent explosions at low temperatures in ammonia synthesis gas units have been traced to the addition products of dienes and nitrogen dioxide
 - Avoid reaction with oxidising agents

SECTION 8 Exposure controls / personal protection

Control parameters

Occupational Exposure Limits (OEL)

INGREDIENT DATA

Source	Ingredient	Material name	TWA	STEL	Peak	Notes
Australia Exposure Standards	hydrocarbons, C9-11, n-alkanes, isoalkanes, cyclics, <2% aromatics	Oil mist, refined mineral	5 mg/m3	Not Available	Not Available	Not Available
Australia Exposure Standards	LPG (liquefied petroleum gas)	LPG (liquefied petroleum gas)	1000 ppm / 1800 mg/m3	Not Available	Not Available	Not Available

Emergency Limits

Ingredient	TEEL-1	TEEL-2	TEEL-3
hydrocarbons, C9-11, n-alkanes, isoalkanes, cyclics, <2% aromatics	350 mg/m3	1,800 mg/m3	40,000 mg/m3
LPG (liquefied petroleum gas)	65,000 ppm	2.30E+05 ppm	4.00E+05 ppm

Ingredient	Original IDLH	Revised IDLH
citrus terpenes	Not Available	Not Available
hydrocarbons, C9-11, n-alkanes, isoalkanes, cyclics, <2% aromatics	2,500 mg/m3	Not Available
LPG (liquefied petroleum gas)	2,000 ppm	Not Available


Occupational Exposure Banding

Ingredient	Occupational Exposure Band Rating	Occupational Exposure Band Limit
citrus terpenes	E	≤ 0.1 ppm
Notes:	<i>Occupational exposure banding is a process of assigning chemicals into specific categories or bands based on a chemical's potency and the adverse health outcomes associated with exposure. The output of this process is an occupational exposure band (OEB), which corresponds to a range of exposure concentrations that are expected to protect worker health.</i>	

Exposure controls

Appropriate engineering controls	Care: Atmospheres in bulk storages and even apparently empty tanks may be hazardous by oxygen depletion. Atmosphere must be checked before entry.							
	Requirements of State Authorities concerning conditions for tank entry must be met. Particularly with regard to training of crews for tank entry; work permits; sampling of atmosphere; provision of rescue harness and protective gear as needed Engineering controls are used to remove a hazard or place a barrier between the worker and the hazard. Well-designed engineering controls can be highly effective in protecting workers and will typically be independent of worker interactions to provide this high level of protection. The basic types of engineering controls are: Process controls which involve changing the way a job activity or process is done to reduce the risk. Enclosure and/or isolation of emission source which keeps a selected hazard "physically" away from the worker and ventilation that strategically "adds" and "removes" air in the work environment. Ventilation can remove or dilute an air contaminant if designed properly. The design of a ventilation system must match the particular process and chemical or contaminant in use. Employers may need to use multiple types of controls to prevent employee overexposure.							
	General exhaust is adequate under normal conditions. If risk of overexposure exists, wear SAA approved respirator. Correct fit is essential to obtain adequate protection. Provide adequate ventilation in warehouse or closed storage areas. Air contaminants generated in the workplace possess varying "escape" velocities which, in turn, determine the "capture velocities" of fresh circulating air required to effectively remove the contaminant.							
	<table border="1"> <thead> <tr> <th>Type of Contaminant:</th> <th>Speed:</th> </tr> </thead> <tbody> <tr> <td>aerosols, (released at low velocity into zone of active generation)</td> <td>0.5-1 m/s</td> </tr> <tr> <td>direct spray, spray painting in shallow booths, gas discharge (active generation into zone of rapid air motion)</td> <td>1-2.5 m/s (200-500 f/min.)</td> </tr> </tbody> </table> <p>Within each range the appropriate value depends on:</p> <table border="1"> <tbody> <tr> <td>Lower end of the range</td> <td>Upper end of the range</td> </tr> </tbody> </table>	Type of Contaminant:	Speed:	aerosols, (released at low velocity into zone of active generation)	0.5-1 m/s	direct spray, spray painting in shallow booths, gas discharge (active generation into zone of rapid air motion)	1-2.5 m/s (200-500 f/min.)	Lower end of the range
Type of Contaminant:	Speed:							
aerosols, (released at low velocity into zone of active generation)	0.5-1 m/s							
direct spray, spray painting in shallow booths, gas discharge (active generation into zone of rapid air motion)	1-2.5 m/s (200-500 f/min.)							
Lower end of the range	Upper end of the range							

TensorGrip C101 500ml Aerosol Citrus Cleaner

	<table border="1"> <tr> <td>1: Room air currents minimal or favourable to capture</td> <td>1: Disturbing room air currents</td> </tr> <tr> <td>2: Contaminants of low toxicity or of nuisance value only.</td> <td>2: Contaminants of high toxicity</td> </tr> <tr> <td>3: Intermittent, low production.</td> <td>3: High production, heavy use</td> </tr> <tr> <td>4: Large hood or large air mass in motion</td> <td>4: Small hood-local control only</td> </tr> </table> <p>Simple theory shows that air velocity falls rapidly with distance away from the opening of a simple extraction pipe. Velocity generally decreases with the square of distance from the extraction point (in simple cases). Therefore the air speed at the extraction point should be adjusted, accordingly, after reference to distance from the contaminating source. The air velocity at the extraction fan, for example, should be a minimum of 1-2 m/s (200-400 f/min.) for extraction of solvents generated in a tank 2 meters distant from the extraction point. Other mechanical considerations, producing performance deficits within the extraction apparatus, make it essential that theoretical air velocities are multiplied by factors of 10 or more when extraction systems are installed or used.</p>	1: Room air currents minimal or favourable to capture	1: Disturbing room air currents	2: Contaminants of low toxicity or of nuisance value only.	2: Contaminants of high toxicity	3: Intermittent, low production.	3: High production, heavy use	4: Large hood or large air mass in motion	4: Small hood-local control only
1: Room air currents minimal or favourable to capture	1: Disturbing room air currents								
2: Contaminants of low toxicity or of nuisance value only.	2: Contaminants of high toxicity								
3: Intermittent, low production.	3: High production, heavy use								
4: Large hood or large air mass in motion	4: Small hood-local control only								
Personal protection									
Eye and face protection	<ul style="list-style-type: none"> ▶ Safety glasses with side shields. ▶ Chemical goggles. ▶ Contact lenses may pose a special hazard; soft contact lenses may absorb and concentrate irritants. A written policy document, describing the wearing of lenses or restrictions on use, should be created for each workplace or task. This should include a review of lens absorption and adsorption for the class of chemicals in use and an account of injury experience. Medical and first-aid personnel should be trained in their removal and suitable equipment should be readily available. In the event of chemical exposure, begin eye irrigation immediately and remove contact lens as soon as practicable. Lens should be removed at the first signs of eye redness or irritation - lens should be removed in a clean environment only after workers have washed hands thoroughly. [CDC NIOSH Current Intelligence Bulletin 59], [AS/NZS 1336 or national equivalent] 								
Skin protection	See Hand protection below								
Hands/feet protection	<p>NOTE:</p> <ul style="list-style-type: none"> ▶ The material may produce skin sensitisation in predisposed individuals. Care must be taken, when removing gloves and other protective equipment, to avoid all possible skin contact. ▶ Contaminated leather items, such as shoes, belts and watch-bands should be removed and destroyed. ▶ No special equipment needed when handling small quantities. <p>OTHERWISE:</p> <ul style="list-style-type: none"> ▶ For potentially moderate exposures: ▶ Wear general protective gloves, eg. light weight rubber gloves. ▶ For potentially heavy exposures: ▶ Wear chemical protective gloves, eg. PVC. and safety footwear. ▶ Insulated gloves: <p>NOTE: Insulated gloves should be loose fitting so that may be removed quickly if liquid is spilled upon them. Insulated gloves are not made to permit hands to be placed in the liquid; they provide only short-term protection from accidental contact with the liquid.</p>								
Body protection	See Other protection below								
Other protection	<p>No special equipment needed when handling small quantities.</p> <p>OTHERWISE:</p> <ul style="list-style-type: none"> ▶ Overalls. ▶ Skin cleansing cream. ▶ Eyewash unit. ▶ Do not spray on hot surfaces. 								

Respiratory protection

Type AX Filter of sufficient capacity. (AS/NZS 1716 & 1715, EN 143:2000 & 149:2001, ANSI Z88 or national equivalent)

Where the concentration of gas/particulates in the breathing zone, approaches or exceeds the "Exposure Standard" (or ES), respiratory protection is required. Degree of protection varies with both face-piece and Class of filter; the nature of protection varies with Type of filter.

Required Minimum Protection Factor	Half-Face Respirator	Full-Face Respirator	Powered Air Respirator
up to 10 x ES	AX-AUS	-	AX-PAPR-AUS / Class 1
up to 50 x ES	-	AX-AUS / Class 1	-
up to 100 x ES	-	AX-2	AX-PAPR-2 ^

^ - Full-face

A(All classes) = Organic vapours, B AUS or B1 = Acid gasses, B2 = Acid gas or hydrogen cyanide(HCN), B3 = Acid gas or hydrogen cyanide(HCN), E = Sulfur dioxide(SO2), G = Agricultural chemicals, K = Ammonia(NH3), Hg = Mercury, NO = Oxides of nitrogen, MB = Methyl bromide, AX = Low boiling point organic compounds(below 65 degC)

- ▶ Cartridge respirators should never be used for emergency ingress or in areas of unknown vapour concentrations or oxygen content.
- ▶ The wearer must be warned to leave the contaminated area immediately on detecting any odours through the respirator. The odour may indicate that the mask is not functioning properly, that the vapour concentration is too high, or that the mask is not properly fitted. Because of these limitations, only restricted use of cartridge respirators is considered appropriate.
- ▶ Cartridge performance is affected by humidity. Cartridges should be changed after 2 hr of continuous use unless it is determined that the humidity is less than 75%, in which case, cartridges can be used for 4 hr. Used cartridges should be discarded daily, regardless of the length of time used
- ▶ Generally not applicable.

Aerosols, in common with most vapours/ mists, should never be used in confined spaces without adequate ventilation. Aerosols, containing agents designed to enhance or mask smell, have triggered allergic reactions in predisposed individuals.

Selection of the Class and Type of respirator will depend upon the level of breathing zone contaminant and the chemical nature of the contaminant. Protection Factors (defined as the ratio of contaminant outside and inside the mask) may also be important.

Required minimum protection factor	Maximum gas/vapour concentration present in air p.p.m. (by volume)	Half-face Respirator	Full-Face Respirator
up to 10	1000	AX-AUS / Class 1	-
up to 50	1000	-	AX-AUS / Class 1

TensorGrip C101 500ml Aerosol Citrus Cleaner

up to 50	5000	Airline *	-
up to 100	5000	-	AX-2
up to 100	10000	-	AX-3
100+		-	Airline**

** - Continuous-flow or positive pressure demand.

A(All classes) = Organic vapours, B AUS or B1 = Acid gases, B2 = Acid gas or hydrogen cyanide(HCN), B3 = Acid gas or hydrogen cyanide(HCN), E = Sulfur dioxide(SO2), G = Agricultural chemicals, K = Ammonia(NH3), Hg = Mercury, NO = Oxides of nitrogen, MB = Methyl bromide, AX = Low boiling point organic compounds(below 65 deg C)

SECTION 9 Physical and chemical properties

Information on basic physical and chemical properties

Appearance	Not Available		
Physical state	Liquified Gas	Relative density (Water = 1)	0.700
Odour	Not Available	Partition coefficient n-octanol / water	Not Available
Odour threshold	Not Available	Auto-ignition temperature (°C)	Not Available
pH (as supplied)	Not Available	Decomposition temperature	Not Available
Melting point / freezing point (°C)	-97	Viscosity (cSt)	Not Available
Initial boiling point and boiling range (°C)	40	Molecular weight (g/mol)	Not Available
Flash point (°C)	-104	Taste	Not Available
Evaporation rate	Not Available	Explosive properties	Not Available
Flammability	HIGHLY FLAMMABLE.	Oxidising properties	Not Available
Upper Explosive Limit (%)	Not Available	Surface Tension (dyn/cm or mN/m)	Not Available
Lower Explosive Limit (%)	Not Available	Volatile Component (%vol)	Not Available
Vapour pressure (kPa)	46.86	Gas group	Not Available
Solubility in water	Immiscible	pH as a solution (Not Available%)	Not Available
Vapour density (Air = 1)	2.93	VOC g/L	700.00

SECTION 10 Stability and reactivity

Reactivity	See section 7
Chemical stability	<ul style="list-style-type: none"> ▶ Elevated temperatures. ▶ Presence of open flame. ▶ Product is considered stable. ▶ Hazardous polymerisation will not occur. ▶ Presence of heat source ▶ Presence of an ignition source
Possibility of hazardous reactions	See section 7
Conditions to avoid	See section 7
Incompatible materials	See section 7
Hazardous decomposition products	See section 5

SECTION 11 Toxicological information

Information on toxicological effects

Inhaled	<p>The material is not thought to produce either adverse health effects or irritation of the respiratory tract following inhalation (as classified by EC Directives using animal models). Nevertheless, adverse systemic effects have been produced following exposure of animals by at least one other route and good hygiene practice requires that exposure be kept to a minimum and that suitable control measures be used in an occupational setting.</p> <p>Inhaling high concentrations of mixed hydrocarbons can cause narcosis, with nausea, vomiting and lightheadedness. Low molecular weight (C2-C12) hydrocarbons can irritate mucous membranes and cause incoordination, giddiness, nausea, vertigo, confusion, headache, appetite loss, drowsiness, tremors and stupor.</p> <p>Inhalation hazard is increased at higher temperatures.</p>
----------------	--

TensorGrip C101 500ml Aerosol Citrus Cleaner

	<p>Inhalation of essential oil volatiles may cause dizziness, rapid, shallow breathing, increased heart rate, respiratory irritation, loss of consciousness or convulsions. Urination may stop, and there may be swelling and inflammation of the lungs.</p> <p>Nerve damage can be caused by some non-ring hydrocarbons. Symptoms are temporary, and include weakness, tremors, increased saliva, some convulsions, excessive tears with discolouration and inco-ordination lasting up to 24 hours.</p> <p>Inhalation of high concentrations of gas/vapour causes lung irritation with coughing and nausea, central nervous depression with headache and dizziness, slowing of reflexes, fatigue and inco-ordination.</p> <p>Material is highly volatile and may quickly form a concentrated atmosphere in confined or unventilated areas. The vapour may displace and replace air in breathing zone, acting as a simple asphyxiant. This may happen with little warning of overexposure.</p> <p>The use of a quantity of material in an unventilated or confined space may result in increased exposure and an irritating atmosphere developing. Before starting consider control of exposure by mechanical ventilation.</p> <p>WARNING: Intentional misuse by concentrating/inhaling contents may be lethal.</p>								
Ingestion	<p>Swallowing of the liquid may cause aspiration into the lungs with the risk of chemical pneumonitis; serious consequences may result. (ICSC13733)</p> <p>Accidental ingestion of the material may be damaging to the health of the individual.</p> <p>Isoparaffinic hydrocarbons cause temporary lethargy, weakness, inco-ordination and diarrhoea.</p> <p>Essential oils cause mild irritation of the mouth if taken orally, causing more saliva to be produced and a warm feeling. Large amounts affect the digestive system causing nausea, vomiting and diarrhoea.</p> <p>Not normally a hazard due to physical form of product.</p> <p>Considered an unlikely route of entry in commercial/industrial environments</p> <p>d-limonene, if ingested, causes a non-bloody diarrhoea and abnormalities in bone formation. A strong urge to pass bowel may occur with little or no stools actually passed.</p>								
Skin Contact	<p>This material can cause inflammation of the skin on contact in some persons.</p> <p>The material may accentuate any pre-existing dermatitis condition</p> <p>Skin contact with the material may damage the health of the individual; systemic effects may result following absorption.</p> <p>Skin exposure to isoparaffins may produce slight to moderate irritation in animals and humans. Rare sensitisation reactions in humans have occurred.</p> <p>Spray mist may produce discomfort</p> <p>Essential oils irritate the skin and redden it, causing at first warmth and smarting, followed by some local loss of sensation. They have been used to treat chronic inflammatory conditions and to relieve neuralgia and rheumatic pain.</p> <p>Open cuts, abraded or irritated skin should not be exposed to this material</p> <p>Entry into the blood-stream, through, for example, cuts, abrasions or lesions, may produce systemic injury with harmful effects. Examine the skin prior to the use of the material and ensure that any external damage is suitably protected.</p> <p>d-limonene causes moderate irritation to skin including redness and swelling. Sometimes there are delayed haemorrhagic lesions.</p>								
Eye	<p>Instillation of isoparaffins into rabbit eyes produces only slight irritation.</p> <p>Evidence exists, or practical experience predicts, that the material may cause eye irritation in a substantial number of individuals. Prolonged eye contact may cause inflammation characterised by a temporary redness of the conjunctiva (similar to windburn).</p>								
Chronic	<p>Skin contact with the material is more likely to cause a sensitisation reaction in some persons compared to the general population.</p> <p>There is ample evidence to presume that exposure to this material can cause genetic defects that can be inherited.</p> <p>Based on experiments and other information, there is ample evidence to presume that exposure to this material can cause genetic defects that can be inherited.</p> <p>Implantation studies in rats show that paraffin oils may cause tumours. As a general rule, the highly refined paraffins are believed to contain less suspect polyaromatic hydrocarbons than less refined grades or waxes derived from naphthenic base-stocks.</p> <p>Constant or exposure over long periods to mixed hydrocarbons may produce stupor with dizziness, weakness and visual disturbance, weight loss and anaemia, and reduced liver and kidney function. Skin exposure may result in drying and cracking and redness of the skin.</p> <p>A number of common flavor and fragrance chemicals can form peroxides surprisingly fast in air. Antioxidants can in most cases minimize the oxidation.</p> <p>Fragrance terpenes are easily oxidized in air. Non-oxidised forms are very weak sensitizers; however, after oxidation, the hydroperoxides are strong sensitizers which may cause allergic reactions. Autooxidation of fragrance terpenes contributes greatly to fragrance allergy. There is the need to test for compounds the patients are actually exposed to, not only the ingredients originally applied in commercial formulations.</p> <p>Some oxidized terpenoids and some aged essential oils, have skin-sensitising abilities, leading to a hypersensitivity reaction similar to allergic contact dermatitis. This is mostly due to the properties of their auto-oxidation products.</p> <p>There has been some concern that this material can cause cancer or mutations but there is not enough data to make an assessment.</p> <p>d-Limonene may cause damage to and growths in the kidney. These growths can progress to cancer.</p> <p>Peroxidisable terpenes and terpenoids should only be used when the level of peroxides is kept to the lowest practicable level, for instance by adding antioxidants at the time of production. This should be less than 10 millimoles of peroxide per litre. This is because peroxides may have sensitizing properties.</p>								
TensorGrip C101 500ml Aerosol Citrus Cleaner	<table border="1"> <thead> <tr> <th>TOXICITY</th> <th>IRRITATION</th> </tr> </thead> <tbody> <tr> <td>Not Available</td> <td>Not Available</td> </tr> </tbody> </table>	TOXICITY	IRRITATION	Not Available	Not Available				
TOXICITY	IRRITATION								
Not Available	Not Available								
citrus terpenes	<table border="1"> <thead> <tr> <th>TOXICITY</th> <th>IRRITATION</th> </tr> </thead> <tbody> <tr> <td>Dermal (rabbit) LD50: >5000 mg/kg^[2]</td> <td>Eye: no adverse effect observed (not irritating)^[1]</td> </tr> <tr> <td>Oral (Rabbit) LD50: >5000 mg/kg^[2]</td> <td>Skin (rabbit): 500mg/24h moderate</td> </tr> <tr> <td></td> <td>Skin: no adverse effect observed (not irritating)^[1]</td> </tr> </tbody> </table>	TOXICITY	IRRITATION	Dermal (rabbit) LD50: >5000 mg/kg ^[2]	Eye: no adverse effect observed (not irritating) ^[1]	Oral (Rabbit) LD50: >5000 mg/kg ^[2]	Skin (rabbit): 500mg/24h moderate		Skin: no adverse effect observed (not irritating) ^[1]
TOXICITY	IRRITATION								
Dermal (rabbit) LD50: >5000 mg/kg ^[2]	Eye: no adverse effect observed (not irritating) ^[1]								
Oral (Rabbit) LD50: >5000 mg/kg ^[2]	Skin (rabbit): 500mg/24h moderate								
	Skin: no adverse effect observed (not irritating) ^[1]								
hydrocarbons, C9-11, n-alkanes, isoalkanes, cyclics, <2% aromatics	<table border="1"> <thead> <tr> <th>TOXICITY</th> <th>IRRITATION</th> </tr> </thead> <tbody> <tr> <td>dermal (rat) LD50: >2000 mg/kg^[1]</td> <td>Eye: no adverse effect observed (not irritating)^[1]</td> </tr> <tr> <td>Inhalation(Rat) LC50: >5.266 mg/L4h^[1]</td> <td>Skin: adverse effect observed (irritating)^[1]</td> </tr> <tr> <td>Oral (Rat) LD50: >5000 mg/kg^[1]</td> <td></td> </tr> </tbody> </table>	TOXICITY	IRRITATION	dermal (rat) LD50: >2000 mg/kg ^[1]	Eye: no adverse effect observed (not irritating) ^[1]	Inhalation(Rat) LC50: >5.266 mg/L4h ^[1]	Skin: adverse effect observed (irritating) ^[1]	Oral (Rat) LD50: >5000 mg/kg ^[1]	
TOXICITY	IRRITATION								
dermal (rat) LD50: >2000 mg/kg ^[1]	Eye: no adverse effect observed (not irritating) ^[1]								
Inhalation(Rat) LC50: >5.266 mg/L4h ^[1]	Skin: adverse effect observed (irritating) ^[1]								
Oral (Rat) LD50: >5000 mg/kg ^[1]									
LPG (liquefied petroleum gas)	<table border="1"> <thead> <tr> <th>TOXICITY</th> <th>IRRITATION</th> </tr> </thead> <tbody> <tr> <td>Inhalation(Rat) LC50: 658 mg/l4h^[2]</td> <td>Not Available</td> </tr> </tbody> </table>	TOXICITY	IRRITATION	Inhalation(Rat) LC50: 658 mg/l4h ^[2]	Not Available				
TOXICITY	IRRITATION								
Inhalation(Rat) LC50: 658 mg/l4h ^[2]	Not Available								

TensorGrip C101 500ml Aerosol Citrus Cleaner

Legend:	1. Value obtained from Europe ECHA Registered Substances - Acute toxicity 2. * Value obtained from manufacturer's SDS. Unless otherwise specified data extracted from RTECS - Register of Toxic Effect of chemical Substances
TensorGrip C101 500ml Aerosol Citrus Cleaner	Epoxidation of double bonds is a common bioactivation pathway for alkenes. The allylic epoxides formed were found to be sensitizing. Research has shown that conjugated dienes in or in conjunction with a six-membered ring are prohaptenes, while related dienes containing isolated double bonds or an acrylic conjugated diene were weak or non-sensitizing.
CITRUS TERPENES	<p>for cold-pressed oil Citrus terpenes possess low toxicity following ingestion, dermal contact or inhalation. * Florida Chemical Company MSDS The material may be irritating to the eye, with prolonged contact causing inflammation. Repeated or prolonged exposure to irritants may produce conjunctivitis.</p> <p>The essential oils, oleoresins (solvent-free), and natural extractives (including distillates) derived from citrus fruits are generally recognized as safe (GRAS) for their intended use in foods for human consumption.</p> <p>Botanicals such as citrus are comprised of hundreds of ingredients, some of which have the potential to cause toxic effects; for example, bergapten (5-methoxypsoralen; 5-MOP) is a naturally occurring furocoumarin (psoralen) in bergamot oil that causes light-mediated toxicity. Acute toxicity: Animal testing shows that the acute toxicity of these substances is generally low via skin contact.</p> <p>Skin irritation: In animal testing, undiluted citrus essential oils caused varying degrees of irritation. In humans, no irritation was observed after applying a variety of these oils to skin.</p> <p>Eye irritation: There appeared to be no significant eye irritation in testing with these substances.</p> <p>Sensitisation: Testing in humans have shown that these substances generally do not cause sensitisation. However, among professional food handlers, some proportion (under 10%) had positive reactions to orange and lemon peel.</p> <p>Light-mediated toxicity and sensitization: Testing for this group of substances has yielded mixed results. Light-mediated toxicity and sensitization have been seen in several people exposed to bergamot oil or limes/lime juice.</p> <p>Cancer-causing potential: Animal testing showed that essential oils of citrus fruits promoted tumours. However, most were benign.</p>
HYDROCARBONS, C9-11, N-ALKANES, ISOALKANES, CYCLICS, <2% AROMATICS	<p>Animal testing showed exposure to high concentrations (over 3500 parts per million) of C9 to C13 alkanes in air caused inco-ordination, seizures and spasms. Cerebellar damage was found on autopsy in some animals. It appears that exposure may possibly damage the central nervous system.</p> <p>For high molecular weight aliphatic hydrocarbons:</p> <p>Acute toxicity:</p> <p>Four studies were available for acute oral toxicity, dealing with the toxicity of C5-C20 normal paraffins, C14-C17 n-alkanes, C14-C16 paraffins and isohexadecane. All studies were conducted similarly to OECD guideline 401 without GLP compliance. All studies show no mortality at concentrations up to 5000 mg/kg bw.</p> <p>Three studies were available for acute dermal toxicity, dealing with the toxicity of C5-C20 normal paraffins, C14-C17 n-alkanes and C14-C16 paraffins. All studies were conducted similarly to OECD guideline 402 without GLP compliance. All studies show no mortality at concentrations equal to or higher than 2000 mg/kg bw.</p> <p>A reliable study and a non-reliable study were available for acute inhalation, dealing with the toxicity of hydrocarbons, C10-C12, isoalkanes, < 2% aromatics and C14-C16 n-paraffins, respectively. All studies were conducted similarly to OECD guideline 403. They all show no mortality at concentrations equal to or higher than 5000 mg/m3.</p> <p>Sensitisation:</p> <p>C9-C14 aliphatic, < 2% aromatic hydrocarbons fluids were determined not to be skin sensitizers using Magnusson and Kligman Guinea-Pig Maximization tests (OECD TG 406). C9-C14 aliphatic, <2% aromatic hydrocarbons fluids were determined not to be skin sensitizers in Human Repeated Insult Patch Tests (HRIPT)</p> <p>C10-12 isoalkanes (<2% aromatics), C11-C14 n-alkanes (<2% aromatics) and C10-C13 (<2% aromatics) were not dermal sensitizers using a Magnusson and Kligman Guinea-Pig Maximization test (OECD TG 406).</p> <p>However, skin sensitization studies utilizing C9-14 aliphatics (<2% aromatics) found no indication of skin sensitization in guinea pigs. Additional studies on C14-C20 aliphatics (<2% aromatics) in humans also found no indication of skin sensitization.</p> <p>There are no reports of respiratory sensitization from C14-20 aliphatics (<2% aromatics) in laboratory animals or humans.</p> <p>Repeat dose toxicity:</p> <p>Oral: C9-C14 aliphatic, < 2% aromatic hydrocarbon fluids are expected to have a low order of repeated dose toxicity by the oral route of exposure. All tests were performed in a manner similar or equivalent to currently established OECD guidelines. In a repeated dose study where C9-C14 aliphatic, < 2% aromatic hydrocarbon fluids were administered via oral gavage, no signs of toxicity were observed at the maximum experimental dose tested, 5000 mg/kg/day.</p> <p>Inhalation: In a repeated dose study where C9-C14 aliphatic, < 2% aromatic hydrocarbon fluids were administered via inhalation, no signs of toxicity were observed at 10400 mg/m3. Based on these observations, the repeat inhalation concentration NOAEL is >=10400 mg/m3 (10.4 mg/L) for C9-C14 aliphatic, < 2% aromatic hydrocarbon fluids.</p> <p>Two read-across studies from the structurally analogous test materials "hydrocarbons C12-C16, n-alkanes, isoalkanes, cyclics, <2% aromatics" and "hydrocarbons, C10 -C13, n-alkanes, isoalkanes, cyclics, < 2% aromatics" were analysed. All tests were performed in a manner similar or equivalent to currently established OECD guidelines. The systemic NOAEL were determined to be higher than 1000 and 5000 mg/kg/day, respectively.</p> <p>Inhalation: a repeated inhalation toxicity study was performed with "Hydrocarbons, C10 – C12, isoalkanes, < 2% aromatics" similarly to OECD guideline 413. Albino rats were exposed for 6 hours/day, 5 days/week for 13 weeks at nominal vapour concentrations of 10400 mg/m3, 5200 mg/m3, and 2600 mg/m3 to assess inhalation toxicity. As there were no pathologic changes, changes in organ weights were judged to have been compensatory rather than toxic effects. Based on these results, the No Observed Adverse Effect Concentration (NOAEC) was greater than or equal to 10400 mg/m3.</p> <p>Oral: C9-C14 aliphatic, < 2% aromatic hydrocarbon fluids are expected to have a low order of repeated dose toxicity by the oral route of exposure. All tests were performed in a manner similar or equivalent to currently established OECD guidelines. In a repeated dose study where C9-C14 aliphatic, < 2% aromatic hydrocarbon fluids were administered via oral gavage, no signs of toxicity were observed at the maximum experimental dose tested, 5000 mg/kg/day.</p> <p>Inhalation: In a repeated dose study where C9-C14 aliphatic, < 2% aromatic hydrocarbon fluids were administered via inhalation, no signs of toxicity were observed at 10400 mg/m3. Based on these observations, the repeat inhalation concentration NOAEL is >=10400 mg/m3 (10.4 mg/L) for C9-C14 aliphatic, < 2% aromatic hydrocarbon fluids.</p> <p>Genetic toxicity:</p> <p>C9-C14 aliphatic, < 2% aromatic hydrocarbons fluids are not mutagenic using in vitro or in vivo genotoxicity assays. In bacterial tests, C9-C14 aliphatic, < 2% aromatic hydrocarbons fluids were not mutagenic in Salmonella strains tested in the presence or absence of metabolic activation. C9 -C14 aliphatic, <2% aromatic hydrocarbon fluids were negative in a in vitro mammalian cell gene mutation assay. In sister chromatid exchange and in chromosomal aberration studies, C9-C14 aliphatic, < 2% aromatic hydrocarbons fluids did not produce an effect. C9-C14 aliphatic, < 2% aromatic hydrocarbons fluids were also non-mutagenic when tested in an in vivo mouse bone marrow micronucleus assay and when tested in dominant lethal studies utilizing an inhalation route of exposure. All studies were conducted in a manner similar or equivalent to currently established OECD guidelines. C9-C14 aliphatic, < 2% aromatic hydrocarbons fluids are a non-genotoxic agent and classification is not warranted under the new Regulation (EC) 1272/2008 on classification, labeling and packaging of substances and mixtures (CLP) or under the Directive 67/518/EEC for dangerous substances and Directive 1999/45/EC for preparations.</p> <p>All Ames tests on "hydrocarbons, C14-C20, n-alkanes, isoalkanes, cyclics, <2% aromatics" showed no mutagenic effect with and without metabolic activation. The chromosome aberration study in CHO cells on "hydrocarbons, C12-C16, n-alkanes, isoalkanes, cyclics, <2% aromatics" also showed no signs of mutagenicity. A mouse lymphoma forward mutation assay performed with hydrodesulfurised kerosene also showed no mutagenic properties.</p> <p>The weight of evidence is derived from study records reported for the C9-C14 aliphatic, <2% aromatics. C9-C14 aliphatic, <2% aromatics are not genotoxic and are not classifiable as mutagens based upon the results of reliable in vitro and in vivo studies. In bacterial reverse mutation studies, the C9-C14 aliphatic, <2% aromatics were not mutagenic in the presence or absence of metabolic activation (IUCLID section 7.6.1). In</p>

TensorGrip C101 500ml Aerosol Citrus Cleaner

mammalian cells in vitro, and in rats in vivo there were no mutagenic, clastogenic or aneugenic effects reported in read-across from studies on C9-C14 aliphatic, <2% aromatics: a negative chromosome aberration (Human Peripheral Lymphocyte Chromosomal Aberration Test, Chinese Hamster Ovary Sister Chromatid Exchange Assay); and an in vivo inhalation exposure bone marrow chromosomal aberration study and micronucleus test (IUCILID sections 7.6.1 and 7.6.2).

Endpoint Conclusion: No adverse effect observed (negative)

Toxicity to reproduction:

C9-C14 aliphatic, <2% aromatic hydrocarbon fluids were examined for reproductive toxicity in a 28 day combined repeated dose toxicity study with the reproduction / developmental toxicity screening test (OECD TG 422). C9-C14 aliphatic, <2% aromatic hydrocarbon fluids were administered oral gavage at a dose of 0, 25, 150, or 1000 mg/kg/day to groups of Sprague-Dawley rats. It was concluded that C9-C14 aliphatic, <2% aromatic hydrocarbon fluids did not induce reproductive toxicity in the parental animals and no effects on the endocrine system were observed. Therefore, the NOAEL was determined to be ≥ 1000 mg/kg bw/day.

C9-C14 aliphatic, <2% aromatic hydrocarbon fluids were examined in a reproduction / developmental toxicity screening test (OECD TG 421). C9-C14 aliphatic, <2% aromatic hydrocarbon fluids were administered oral gavage at a dose of 0 (vehicle), 100, 300, 1000 mg/kg/day to groups of Sprague-Dawley rats. It was concluded that C9-C14 aliphatic, <2% aromatic hydrocarbon fluids did not induce reproductive toxicity in the parental animals and no effects on the endocrine system were observed. Therefore, the NOAEL was determined to be ≥ 1000 mg/kg bw/day. Based on this study and the lack of systemic toxicity, C9-C14 aliphatic, <2% aromatic hydrocarbon fluids, are not expected to be reproductive toxicants.

In bacterial reverse mutation studies, the C14-C20 aliphatic, <2% aromatics were not mutagenic in the presence or absence of metabolic activation (IUCILID section 7.6.1). In mammalian cells in vitro, and in rats in vivo there were no mutagenic, clastogenic or aneugenic effects reported in read-across from studies on hydrodesulfurized kerosene kerosene, and jet fuels that included: a negative chromosome aberration (Human Peripheral Lymphocyte Chromosomal Aberration Test, Chinese Hamster Ovary Sister Chromatid Exchange Assay); and an in vivo inhalation exposure bone marrow chromosomal aberration study and micronucleus test in rats and mice (IUCILID sections 7.6.1 and 7.6.2). C9-C14 aliphatic, <2% aromatic hydrocarbon fluids were examined for reproductive toxicity in a 28 day combined repeated dose toxicity study with the reproduction / developmental toxicity screening test (OECD TG 422). C9-C14 aliphatic, <2% aromatic hydrocarbon fluids were administered oral gavage at a dose of 0, 25, 150, or 1000 mg/kg/day to groups of Sprague-Dawley rats. It was concluded that C9-C14 aliphatic, <2% aromatic hydrocarbon fluids did not induce reproductive toxicity in the parental animals and no effects on the endocrine system were observed. Therefore, the NOAEL was determined to be ≥ 1000 mg/kg bw/day.

Exposure in humans:

Seven studies were available on the irritation and/or sensitisation potential of several types of hydrocarbon solvents in volunteers. Clinical tests were conducted with populations ranging from 29 to 112 patients. None of the test substances elicited any sensitisation and/or irritation effects except C5-C20 paraffin, which showed a cumulative irritation effect at 75%. However, this substance was tested under occlusive patch, a condition which exacerbates the irritancy of hydrocarbon solvents.

Toxicokinetics:

If C9-C14 aliphatic, <2% aromatic hydrocarbon fluids are absorbed, they are typically metabolized by side chain oxidation to alcohol and carboxylic acid derivatives. These metabolites can be glucuronidated and excreted in the urine or further metabolized before being excreted. The majority of the metabolites are excreted in the urine and to a lower extent, in the faeces. Excretion is rapid with the majority of the elimination occurring within the first 24 hours of exposure. As a result of the lack of systemic toxicity and the ability of the parent material to undergo metabolism and rapid excretion, bioaccumulation of the test substance in the tissues is not likely to occur.

C9-C14 aliphatic, <2% aromatic hydrocarbon fluids are poorly absorbed dermally with an estimated overall percutaneous absorption rate of approximately 2ug/cm²/hr or 1% of the total applied fluid. Regardless of exposure route, C9-C14 aliphatic, <2% aromatic hydrocarbon fluids are rapidly metabolized and eliminated.

C14-C20 aliphatic, <2% aromatic hydrocarbon fluids are typically metabolized by side chain oxidation to alcohol and carboxylic acid derivatives. These metabolites can be glucuronidated and excreted in the urine or further metabolized before being excreted. The majority of the metabolites are excreted in the urine and to a lower extent, in the faeces. Excretion is rapid with the majority of the elimination occurring within the first 24 hours of exposure. As a result of the lack of systemic toxicity and the ability of the parent material to undergo metabolism and rapid excretion, bioaccumulation of the test substance in the tissues is not likely to occur.

Short description of key information on absorption rate:

C14-C20 aliphatic, <2% aromatic hydrocarbon fluids can be dermally absorbed, although they tend to partition into the stratum corneum. When dermally absorbed, C14-C20 aliphatic, <2% aromatic hydrocarbon fluids are rapidly metabolized and eliminated.

Approximately 34% of C14-C20 aliphatic, <2% aromatic hydrocarbon fluids are absorbed when ingested. C14-C20 aliphatic, <2% aromatic hydrocarbon fluids is poorly dermally absorbed. Absorption following inhalation is assumed to be similar to ingestion since exposures will be to aerosol. Regardless of exposure route, C14-C20 aliphatic, <2% aromatic hydrocarbon fluids are rapidly metabolized. Bioaccumulation of C14-C20 aliphatic, <2% aromatic hydrocarbon fluids is not expected.

C14-C20 aliphatic, <2% aromatic hydrocarbon fluids are absorbed if ingested. C14-C20 aliphatic, <2% aromatic hydrocarbon fluids undergo metabolism and rapid excretion and low deposition, bioaccumulation of the test substance in the tissues is not likely to occur.

The fate of pristane (2,6,10,14-tetramethylpentadecane) was studied in rats after a single per os administration of 3H-labeled pristane. The balance study showed extensive fecal excretion (66%) mainly as unchanged hydrocarbon, whereas about 14% of ingested pristane was excreted in urine as pristane metabolites and tritiated water. After one week, 8.3% of the ingested 3H still was stored in the carcass and the radioactive distribution in tissues and organs showed a preferential incorporation into adipose tissue and liver. Over 75% of the radioactivity stored in the carcass was associated with pristane metabolites and tritiated water. Tissue metabolites were characterized by thin layer chromatography, gas chromatography, and mass spectrometric analyses. Four metabolites were identified: pristan-1-ol, pristane-2-ol, pristanic acid and 4,8,12-trimethyltridecanoic acid. These results demonstrated that pristane undergoes subterminal hydroxylation or terminal oxidation followed by the classical beta-oxidation process.

Labeled paraffins with 8-18 C atoms prepared from unsaturated hydrocarbons by addition of deuterium have been added in oily solution to normal rats food. After six days an increase of deuterium content in the body fluid of all the rats was observed indicating that the labeled compounds had been metabolized. Deuterium was found in the fatty acids of the body fats and the liver lipids especially after feeding octadecane and hexadecane. Isolating oleic, stearic, and palmitic acids containing deuterium, indicated that methyl- and beta-oxidation of these hydrocarbons has occurred. Fatty acids resulting from the metabolism of hydrocarbons with shorter chains were not deposited but in these cases the urine contained fatty acids with higher deuterium content than after administration of octadecane and hexadecane. According to the deuterium content of the neutral fractions from the liver and body lipids all the hydrocarbons tested were deposited only to a small extent, the largest depositions occurring mainly after feeding with octadecane and hexadecane.

Discussion on absorption rate:

There have not been any in vivo dermal absorption studies of C14 - C20 aliphatic, <2% aromatic hydrocarbon fluids, but there have been in vitro studies of similar constituents, particularly hexadecane.

The percutaneous absorption and cutaneous disposition of topically applied neat Jet-A, JP-8, and JP-8(100) jet fuels (25 μ L/5 cm²) was examined by monitoring the absorptive flux of the marker components 14C naphthalene and 4H dodecane simultaneously applied non-occluded to isolated perfused porcine skin flaps (a = 4). Absorption of 14C hexadecane was estimated from JP-8 fuel. Absorption and disposition of naphthalene and dodecane were also monitored using a nonvolatile JP-8 fraction reflecting exposure to residual fuel that might occur 24 h after a jet fuel spill. In all studies, perfusate, stratum corneum, and skin concentrations were measured over 5 h. Naphthalene absorption had a clear peak absorptive flux at less than 1 h, while dodecane and hexadecane had prolonged, albeit significantly lower, absorption flux profiles. Within JP-8, absorption was (mean +/- SEM; % dose) hexadecane (0.18 +/- 0.08). The area under the curve (AUC) was determined to be (mean +/- SEM; % dose-h/mL): hexadecane (0.0017 +/- 0.0003).

The flux, permeability coefficient (Kp), and binding of hexadecane for porcine skin was determined to be 8.80 +/- 0.00 (nmol/cm²/h) x 10E-3. The permeability coefficient (Kp), and binding of hexadecane for human skin were determined to be 7.02 +/- 0.00 (nmol/cm²/h) x 10E-3. Factor of difference (FOD) in the permeability of pig and human skin was 1.28 for hexadecane. The FOD in binding of hexadecane to pig and human skin was found to be 0.76.

Over view of percutaneous absorption of hydrocarbon solvents

There are no studies of repeated dose toxicity of hydrocarbon solvents using the dermal route of administration. Accordingly, where it is

TensorGrip C101 500ml Aerosol Citrus Cleaner

	<p>necessary to calculate dermal DNELs, systemic data from studies utilizing other routes of administration, normally inhalation but also oral data, can be used in some situations. In accordance with ECHA guidance, read across from oral or inhalation data to dermal should account for differences in absorption where these exist. In fact, hydrocarbon solvents are poorly absorbed in most situations, in part because some are volatile and do not remain in contact with the skin for long periods of time and also because, due to their hydrophobic natures, do not partition well into aqueous environments and are poorly absorbed into the blood.</p> <p>If these differences in relative absorption are introduced into the DNEL calculations to calculate external doses, the DNELs based on systemic effects are highly inflated. This seems potentially misleading as it implies that substances have different intrinsic hazards when encountered by different routes whereas in fact the differences are due ultimately to differences in absorbed dose. .</p> <p>Several authors have assessed the percutaneous absorption of higher molecular weight aliphatic constituents. Using porcine skin models the percutaneous absorption values for aliphatic constituents ranging from nonane to tetradecane were well below 1 µg/cm²/hr. Rat and human skin are considered to be more permeable than human skin (so these numbers can be considered conservative.</p> <p>Results of percutaneous absorption studies with human skin under in vivo conditions produced values ranging from 1 – 2 µg/kg/day for decane, undecane and dodecane.</p> <p>With respect to aromatic hydrocarbons, most of the reported percutaneous absorption values) are less than 2 µg/cm²/day.</p> <p>After considering all of the above, it seems reasonable to assume apparent that across the entire range of hydrocarbon solvent constituents, percutaneous absorption values are less than 2 µg/cm²/day. Accordingly, when systemic dermal DNELs are calculated using route to route extrapolations, the values will not be corrected for differences in absorption. Rather, 2 µg/cm²/hr should be used as a common percutaneous absorption rate for all hydrocarbon solvents for which dermal exposure estimates are provided.</p>
LPG (LIQUEFIED PETROLEUM GAS)	inhalation of the gas
TensorGrip C101 500ml Aerosol Citrus Cleaner & CITRUS TERPENES	<p>The following information refers to contact allergens as a group and may not be specific to this product.</p> <p>Contact allergies quickly manifest themselves as contact eczema, more rarely as urticaria or Quincke's oedema. The pathogenesis of contact eczema involves a cell-mediated (T lymphocytes) immune reaction of the delayed type. Other allergic skin reactions, e.g. contact urticaria, involve antibody-mediated immune reactions. The significance of the contact allergen is not simply determined by its sensitisation potential: the distribution of the substance and the opportunities for contact with it are equally important. A weakly sensitising substance which is widely distributed can be a more important allergen than one with stronger sensitising potential with which few individuals come into contact. From a clinical point of view, substances are noteworthy if they produce an allergic test reaction in more than 1% of the persons tested.</p> <p>Adverse reactions to fragrances in perfumes and fragranced cosmetic products include allergic contact dermatitis, irritant contact dermatitis, sensitivity to light, immediate contact reactions, and pigmented contact dermatitis. Airborne and connubial contact dermatitis occurs. Contact allergy is a lifelong condition, so symptoms may occur on re-exposure. Allergic contact dermatitis can be severe and widespread, with significant impairment of quality of life and potential consequences for fitness for work.</p> <p>If the perfume contains a sensitizing component, intolerance to perfumes by inhalation may occur. Symptoms may include general unwellness, coughing, phlegm, wheezing, chest tightness, headache, shortness of breath with exertion, acute respiratory illness, hayfever, asthma and other respiratory diseases. Perfumes can induce excess reactivity of the airway without producing allergy or airway obstruction. Breathing through a carbon filter mask had no protective effect.</p> <p>Occupational asthma caused by perfume substances, such as isoamyl acetate, limonene, cinnamaldehyde and benzaldehyde, tend to give persistent symptoms, even though the exposure is below occupational exposure limits. Prevention of contact sensitization to fragrances is an important objective of public health risk management.</p> <p>Hands: Contact sensitization may be the primary cause of hand eczema or a complication of irritant or atopic hand eczema. However hand eczema is a disease involving many factors, and the clinical significance of fragrance contact allergy in severe, chronic hand eczema may not be clear.</p> <p>Underarm: Skin inflammation of the armpits may be caused by perfume in deodorants and, if the reaction is severe, it may spread down the arms and to other areas of the body. In individuals who consulted a skin specialist, a history of such first-time symptoms was significantly related to the later diagnosis of perfume allergy.</p> <p>Face: An important manifestation of fragrance allergy from the use of cosmetic products is eczema of the face. In men, after-shave products can cause eczema around the beard area and the adjacent part of the neck. Men using wet shaving as opposed to dry have been shown to have an increased risk of allergic to fragrances.</p> <p>Irritant reactions: Some individual fragrance ingredients, such as citral, are known to be irritant. Fragrances may cause a dose-related contact urticaria (hives) which is not allergic; cinnamal, cinnamic alcohol and Myroxylon pereirae are known to cause hives, but others, including menthol, vanillin and benzaldehyde have also been reported.</p> <p>Pigmentary anomalies: Type IV allergy is responsible for "pigmented cosmetic dermatitis", referring to increased pigmentation on the face and neck. Testing showed a number of fragrance ingredients were associated, including jasmine absolute, ylang-ylang oil, cananga oil, benzyl salicylate, hydroxycitronellal, sandalwood oil, geraniol and geranium oil.</p> <p>Light reactions: Musk ambrette produced a number of allergic reactions mediated by light and was later banned from use in Europe.</p> <p>Furocoumarins (psoralens) in some plant-derived fragrances have caused phototoxic reactions, with redness. There are now limits for the amount of furocoumarins in fragrances. Phototoxic reactions still occur, but are rare.</p> <p>General/respiratory: Fragrances are volatile, and therefore, in addition to skin exposure, a perfume also exposes the eyes and the nose / airway. It is estimated that 2-4% of the adult population is affected by respiratory or eye symptoms by such an exposure. It is known that exposure to fragrances may exacerbate pre-existing asthma. Asthma-like symptoms can be provoked by sensory mechanisms. A significant association was found between respiratory complaints related to fragrances and contact allergy to fragrance ingredients and hand eczema.</p> <p>Fragrance allergens act as haptens, which are small molecules that cause an immune reaction only when attached to a carrier protein. However, not all sensitizing fragrance chemicals are directly reactive, but some require previous activation. A prohaptens is a chemical that itself causes little or no sensitization, but it is transformed into a hapten outside the skin by a chemical reaction (oxidation in air or reaction with light) without the requirement of an enzyme.</p> <p>For prohaptens, it is possible to prevent activation outside the body to a certain extent by different measures, for example, prevention of air exposure during handling and storage of the ingredients and the final product, and by the addition of suitable antioxidants. When antioxidants are used, care should be taken that they will not be activated themselves, and thereby form new sensitizers.</p> <p>Prehaptens: Most terpenes with oxidisable allylic positions can be expected to self-oxidise on air exposure. Depending on the stability of the oxidation products that are formed, the oxidized products will have differing levels of sensitization potential. Tests shows that air exposure of lavender oil increased the potential for sensitization.</p> <p>Prohaptens: Compounds that are bioactivated in the skin and thereby form haptens are referred to prohaptens. The possibility of a prohaptens being activated cannot be avoided by outside measures. Activation processes increase the risk for cross-reactivity between fragrance substances. Various enzymes play roles in both activating and deactivating prohaptens. Skin-sensitizing prohaptens can be recognized and grouped into chemical classes based on knowledge of xenobiotic bioactivation reactions, clinical observations and/or studies of sensitization.</p> <p>QSAR prediction: Prediction of sensitization activity of these substances is complex, especially for those substances that can act both as pre- and prohaptens.</p> <p>d-Limonene is readily absorbed by inhalation and swallowing. Absorption through the skin is reported to be the lower than by inhalation. It is rapidly distributed to different tissues in the body, readily metabolized and eliminated, primary through the urine.</p> <p>Limonene shows low acute toxicity by all three routes in animals. Limonene is a skin irritant in both experimental animals and humans. Limited data is available on the potential to cause eye and airway irritation. Autooxidised products of d-limonene have the potential to sensitise the skin. Limited data is available on the potential to cause respiratory sensitization in humans. Limonene will automatically oxidize in the presence of light in air, forming a variety of oxygenated monocyclic terpenes. When contact with these oxidation products occurs, the risk of skin sensitization is high.</p> <p>Limonene does not cause genetic toxicity of birth defects, and it is not toxic to the reproductive system.</p>

TensorGrip C101 500ml Aerosol Citrus Cleaner

TensorGrip C101 500ml Aerosol Citrus Cleaner & HYDROCARBONS, C9-11, N-ALKANES, ISOALKANES, CYCLICS, <2% AROMATICS	Animal studies indicate that normal, branched and cyclic paraffins are absorbed from the gastrointestinal tract and that the absorption of n-paraffins is inversely proportional to the carbon chain length, with little absorption above C30. With respect to the carbon chain lengths likely to be present in mineral oil, n-paraffins may be absorbed to a greater extent than iso- or cyclo-paraffins. The major classes of hydrocarbons are well absorbed into the gastrointestinal tract in various species. In many cases, the hydrophobic hydrocarbons are ingested in association with fats in the diet. Some hydrocarbons may appear unchanged as in the lipoprotein particles in the gut lymph, but most hydrocarbons partly separate from fats and undergo metabolism in the gut cell. The gut cell may play a major role in determining the proportion of hydrocarbon that becomes available to be deposited unchanged in peripheral tissues such as in the body fat stores or the liver.
CITRUS TERPENES & HYDROCARBONS, C9-11, N-ALKANES, ISOALKANES, CYCLICS, <2% AROMATICS & LPG (LIQUEFIED PETROLEUM GAS)	No significant acute toxicological data identified in literature search.

Acute Toxicity	✗	Carcinogenicity	✗
Skin Irritation/Corrosion	✓	Reproductivity	✗
Serious Eye Damage/Irritation	✓	STOT - Single Exposure	✗
Respiratory or Skin sensitisation	✓	STOT - Repeated Exposure	✗
Mutagenicity	✓	Aspiration Hazard	✓

Legend: ✗ – Data either not available or does not fill the criteria for classification
 ✓ – Data available to make classification

SECTION 12 Ecological information

Toxicity

TensorGrip C101 500ml Aerosol Citrus Cleaner	Endpoint	Test Duration (hr)	Species	Value	Source
	Not Available	Not Available	Not Available	Not Available	Not Available
citrus terpenes	Endpoint	Test Duration (hr)	Species	Value	Source
	EC50	48h	Crustacea	0.45mg/l	2
	EC50(ECx)	72h	Algae or other aquatic plants	0.36mg/l	2
	EC50	72h	Algae or other aquatic plants	0.36mg/l	2
LC50	96h	Fish	0.32mg/l	2	
hydrocarbons, C9-11, n-alkanes, isoalkanes, cyclics, <2% aromatics	Endpoint	Test Duration (hr)	Species	Value	Source
	EC50(ECx)	96h	Algae or other aquatic plants	64mg/l	2
EC50	96h	Algae or other aquatic plants	64mg/l	2	
LPG (liquefied petroleum gas)	Endpoint	Test Duration (hr)	Species	Value	Source
	EC50(ECx)	96h	Algae or other aquatic plants	7.71mg/l	2
	EC50	96h	Algae or other aquatic plants	7.71mg/l	2
LC50	96h	Fish	24.11mg/l	2	

Legend: *Extracted from 1. IUCLID Toxicity Data 2. Europe ECHA Registered Substances - Ecotoxicological Information - Aquatic Toxicity 4. US EPA, Ecotox database - Aquatic Toxicity Data 5. ECETOC Aquatic Hazard Assessment Data 6. NITE (Japan) - Bioconcentration Data 7. METI (Japan) - Bioconcentration Data 8. Vendor Data*

Very toxic to aquatic organisms, may cause long-term adverse effects in the aquatic environment.

Do NOT allow product to come in contact with surface waters or to intertidal areas below the mean high water mark. Do not contaminate water when cleaning equipment or disposing of equipment wash-waters.

Wastes resulting from use of the product must be disposed of on site or at approved waste sites.

When released in the environment, alkanes don't undergo rapid biodegradation, because they have no functional groups (like hydroxyl or carbonyl) that are needed by most organisms in order to metabolize the compound.

However, some bacteria can metabolise some alkanes (especially those linear and short), by oxidizing the terminal carbon atom. The product is an alcohol, that could be next oxidised to an aldehyde, and finally to a carboxylic acid. The resulting fatty acid could be metabolised through the fatty acid degradation pathway.

For petroleum distillates:

Environmental fate:

When petroleum substances are released into the environment, four major fate processes will take place: dissolution in water, volatilization, biodegradation and adsorption. These processes will cause changes in the composition of these UVCB substances. In the case of spills on land or water surfaces, photodegradation-another fate process-can also be significant.

As noted previously, the solubility and vapour pressure of components within a mixture will differ from those of the component alone. These interactions are complex for complex UVCBs such as petroleum hydrocarbons.

Each of the fate processes affects hydrocarbon families differently. Aromatics tend to be more water-soluble than aliphatics of the same carbon number, whereas aliphatics tend to be more volatile. Thus, when a petroleum mixture is released into the environment, the principal water contaminants are likely to be aromatics, whereas aliphatics will be the principal air contaminants. The trend in volatility by component class is as follows: alkenes = alkanes > aromatics = cycloalkanes.

The most soluble and volatile components have the lowest molecular weight; thus there is a general shift to higher molecular weight components in residual materials.

Biodegradation:

Biodegradation is almost always operative when petroleum mixtures are released into the environment. It has been widely demonstrated that nearly all soils and sediments have populations of bacteria and other organisms capable of degrading petroleum hydrocarbons. Degradation occurs both in the presence and absence of oxygen. Two key factors that determine degradation rates are oxygen supply and molecular structure. In general, degradation is more rapid under aerobic conditions. Decreasing trends in degradation rates according to structure are as follows:

- (1) n-alkanes, especially in the C10–C25 range, which are degraded readily;
- (2) isoalkanes;

TensorGrip C101 500ml Aerosol Citrus Cleaner

- (3) alkenes;
 (4) benzene, toluene, ethylbenzene, xylenes (BTEX) (when present in concentrations that are not toxic to microorganisms);
 (5) monoaromatics;
 (6) polynuclear (polycyclic) aromatic hydrocarbons (PAHs); and
 (7) higher molecular weight cycloalkanes (which may degrade very slowly).

Three weathering processes-dissolution in water, volatilization and biodegradation-typically result in the depletion of the more readily soluble, volatile and degradable compounds and the accumulation of those most resistant to these processes in residues.

When large quantities of a hydrocarbon mixture enter the soil compartment, soil organic matter and other sorption sites in soil are fully saturated and the hydrocarbons will begin to form a separate phase (a non-aqueous phase liquid, or NAPL) in the soil. At concentrations below the retention capacity for the hydrocarbon in the soil, the NAPL will be immobile this is referred to as residual NAPL. Above the retention capacity, the NAPL becomes mobile and will move within the soil

Bioaccumulation:

Bioaccumulation potential was characterized based on empirical and/or modelled data for a suite of petroleum hydrocarbons expected to occur in petroleum substances.

Bioaccumulation factors (BAFs) are the preferred metric for assessing the bioaccumulation potential of substances, as the bioconcentration factor (BCF) may not adequately account for the bioaccumulation potential of substances via the diet, which predominates for substances with log Kow > ~4.5

In addition to fish BCF and BAF data, bioaccumulation data for aquatic invertebrate species were also considered. Biota-sediment/soil accumulation factors (BSAFs), trophic magnification factors and biomagnification factors were also considered in characterizing bioaccumulation potential.

Overall, there is consistent empirical and predicted evidence to suggest that the following components have the potential for high bioaccumulation, with BAF/BCF values greater than 5000: C13-C15 isoalkanes, C12 alkenes, C12-C15 one-ring cycloalkanes, C12 and C15 two-ring cycloalkanes, C14 polycycloalkanes, C15 one-ring aromatics, C15 and C20 cycloalkane monoaromatics, C12-C13 diaromatics, C20 cycloalkane diaromatics, and C14 and C20 three-ring PAHs

These components are associated with a slow rate of metabolism and are highly lipophilic. Exposures from water and diet, when combined, suggest that the rate of uptake would exceed that of the total elimination rate. Most of these components are not expected to biomagnify in aquatic or terrestrial foodwebs, largely because a combination of metabolism, low dietary assimilation efficiency and growth dilution allows the elimination rate to exceed the uptake rate from the diet; however, one study suggests that some alkyl-PAHs may biomagnify. While only BSAFs were found for some PAHs, it is possible that BSAFs will be > 1 for invertebrates, given that they do not have the same metabolic competency as fish.

In general, fish can efficiently metabolize aromatic compounds. There is some evidence that alkylation increases bioaccumulation of naphthalene but it is not known if this can be generalized to larger PAHs or if any potential increase in bioaccumulation due to alkylation will be sufficient to exceed a BAF/BCF of 5000.

Some lower trophic level organisms (i.e., invertebrates) appear to lack the capacity to efficiently metabolize aromatic compounds, resulting in high bioaccumulation potential for some aromatic components as compared to fish.

This is the case for the C14 three-ring PAH, which was bioconcentrated to a high level (BCF > 5000) by invertebrates but not by fish. There is potential for such bioaccumulative components to reach toxic levels in organisms if exposure is continuous and of sufficient magnitude, though this is unlikely in the water column following a spill scenario due to relatively rapid dispersal

Bioaccumulation of aromatic compounds might be lower in natural environments than what is observed in the laboratory. PAHs may sorb to organic material suspended in the water column (dissolved humic material), which decreases their overall bioavailability primarily due to an increase in size. This has been observed with fish

Ecotoxicity:

Diesel fuel studies in salt water are available. The values varied greatly for aquatic species such as rainbow trout and *Daphnia magna*, demonstrating the inherent variability of diesel fuel compositions and its effects on toxicity. Most experimental acute toxicity values are above 1 mg/L. The lowest 48-hour LC50 for salmonids was 2.4 mg/L. *Daphnia magna* had a 24-hour LC50 of 1.8 mg/L. The values varied greatly for aquatic species such as rainbow trout and *Daphnia magna*, demonstrating the inherent variability of diesel fuel compositions and its effects on toxicity. Most experimental acute toxicity values are above 1 mg/L. The lowest 48-hour LC50 for salmonids was 2.4 mg/L. *Daphnia magna* had a 24-hour LC50 of 1.8 mg/L

The tropical mysid *Metamysidopsis insularis* was shown to be very sensitive to diesel fuel, with a 96-hour LC50 value of 0.22 mg/L this species has been shown to be as sensitive as temperate mysids to toxicants. However, this study used nominal concentrations, and therefore was not considered acceptable. In another study involving diesel fuel, the effect on brown or common shrimp (*Crangon crangon*) a 96-hour LC50 of 22 mg/L was determined. A "gas oil" was also tested and a 96-hour LC50 of 12 mg/L was determined. The steady state cell density of marine phytoplankton decreased with increasing concentrations of diesel fuel, with different sensitivities between species. The diatom *Phaeodactylum tricornutum* showed a 20% decrease in cell density in 24 hours following a 3 mg/L exposure with a 24-hour no-observed effect concentration (NOEC) of 2.5 mg/L. The microalga *Isochrysis galbana* was more tolerant to diesel fuel, with a 24-hour lowest-observed-effect concentration (LOEC) of 26 mg/L (14% decrease in cell density), and a NOEC of 25 mg/L. Finally, the green algae *Chlorella salina* was relatively insensitive to diesel fuel contamination, with a 24-hour LOEC of 170 mg/L (27% decrease in cell density), and a NOEC of 160 mg/L. All populations of phytoplankton returned to a steady state within 5 days of exposure

In sandy soils, earthworm (*Eisenia fetida*) mortality only occurred at diesel fuel concentrations greater than 10 000 mg/kg, which was also the concentration at which sub-lethal weight loss was recorded

Nephrotoxic effects of diesel fuel have been documented in several animal and human studies. Some species of birds (mallard ducks in particular) are generally resistant to the toxic effects of petrochemical ingestion, and large amounts of petrochemicals are needed in order to cause direct mortality

For Terpenes such as Limonene and Isoprene:

Atmospheric Fate: Contribute to aerosol and photochemical smog formation. When terpenes are introduced to the atmosphere, may either decrease ozone concentrations when oxides of nitrogen are low or, if emissions take place in polluted air (i.e. containing high concentrations of nitrogen oxides), leads to an increase in ozone concentrations. Lower terpenoids can react with unstable reactive gases and may act as precursors of photochemical smog therefore indirectly influencing community and ecosystem properties. The reactions of ozone with larger unsaturated compounds, such as the terpenes can give rise to oxygenated species with low vapour pressures that subsequently condense to form secondary organic aerosol.

Aquatic Fate: Complex chlorinated terpenes such as toxaphene (a persistent, mobile and toxic insecticide) and its degradation products were produced by photoinitiated reactions in an aqueous system, initially containing limonene and other monoterpenes, simulating pulp bleach conditions.

Substances containing unsaturated carbons are ubiquitous in indoor environments. They result from many sources (see below). Most are reactive with environmental ozone and many produce stable products which are thought to adversely affect human health. The potential for surfaces in an enclosed space to facilitate reactions should be considered.

Source of unsaturated substances	Unsaturated substances (Reactive Emissions)	Major Stable Products produced following reaction with ozone.
Occupants (exhaled breath, ski oils, personal care products)	Isoprene, nitric oxide, squalene, unsaturated sterols, oleic acid and other unsaturated fatty acids, unsaturated oxidation products	Methacrolein, methyl vinyl ketone, nitrogen dioxide, acetone, 6MHQ, geranyl acetone, 4OPA, formaldehyde, nonanol, decanal, 9-oxo-nonanoic acid, azelaic acid, nonanoic acid.
Soft woods, wood flooring, including cypress, cedar and silver fir boards, houseplants	Isoprene, limonene, alpha-pinene, other terpenes and sesquiterpenes	Formaldehyde, 4-AMC, pinoaldehyde, pinic acid, pinonic acid, formic acid, methacrolein, methyl vinyl ketone, SOAs including ultrafine particles
Carpets and carpet backing	4-Phenylcyclohexene, 4-vinylcyclohexene, styrene, 2-ethylhexyl acrylate, unsaturated fatty acids and esters	Formaldehyde, acetaldehyde, benzaldehyde, hexanal, nonanal, 2-nonenal
Linoleum and paints/polishes containing linseed oil	Linoleic acid, linolenic acid	Propanal, hexanal, nonanal, 2-heptenal, 2-nonenal, 2-decanal, 1-pentene-3-one, propionic acid, n-butyric acid
Latex paint	Residual monomers	Formaldehyde
Certain cleaning products, polishes, waxes, air fresheners	Limonene, alpha-pinene, terpinolene, alpha-terpineol, linalool, linalyl acetate and other terpenoids, longifolene and other sesquiterpenes	Formaldehyde, acetaldehyde, glycoaldehyde, formic acid, acetic acid, hydrogen and organic peroxides, acetone, benzaldehyde, 4-hydroxy-4-methyl-5-hexen-1-ol, 5-ethenyl-dihydro-5-methyl-2(3H)-furanone, 4-AMC, SOAs including ultrafine particles
Natural rubber adhesive	Isoprene, terpenes	Formaldehyde, methacrolein, methyl vinyl ketone
Photocopier toner, printed paper, styrene polymers	Styrene	Formaldehyde, benzaldehyde
Environmental tobacco smoke	Styrene, acrolein, nicotine	Formaldehyde, benzaldehyde, hexanal, glyoxal, N-methylformamide, nicotinaldehyde, cotinine
Soiled clothing, fabrics, bedding	Squalene, unsaturated sterols, oleic acid and other saturated fatty acids	Acetone, geranyl acetone, 6MHO, 4OPA, formaldehyde, nonanal, decanal, 9-oxo-nonanoic acid, azelaic acid, nonanoic acid
Soiled particle filters	Unsaturated fatty acids from plant waxes, leaf litter, and other vegetative debris; soot; diesel particles	Formaldehyde, nonanal, and other aldehydes; azelaic acid; nonanoic acid; 9-oxo-nonanoic acid and other oxo-acids; compounds with mixed functional groups (=O, -OH, and -COOH)
Ventilation ducts and duct liners	Unsaturated fatty acids and esters, unsaturated oils, neoprene	C5 to C10 aldehydes

TensorGrip C101 500ml Aerosol Citrus Cleaner

"Urban grime"
Perfumes, colognes, essential oils
(e.g. lavender, eucalyptus, tea tree)

Polycyclic aromatic hydrocarbons
Limonene, alpha-pinene, linalool, linalyl acetate,
terpinene-4-ol, gamma-terpinene

Oxidized polycyclic aromatic hydrocarbons
Formaldehyde, 4-AMC, acetone, 4-hydroxy-4-methyl-5-hexen-1-ol, 5-ethenyl-dihydro-
5-methyl-2(3H) furanone, SOAs including ultrafine particles
Formaldehyde, 4-AMC, pinonaldehyde, acetone, pinic acid, pinonic acid, formic acid,
benzaldehyde, SOAs including ultrafine particles

Overall home emissions
Limonene, alpha-pinene, styrene

Abbreviations: 4-AMC, 4-acetyl-1-methylcyclohexene; 6MHQ, 6-methyl-5-heptene-2-one, 4OPA, 4-oxopentanal, SOA, Secondary Organic Aerosols

Reference: Charles J Weschler; Environmental Health Perspectives, Vol 114, October 2006

For Limonenes:

Atmospheric Fate: Due to the high volatility of limonene, the atmosphere is expected to be the major environmental sink for this chemical. The oxidation of limonene may contribute to aerosol and photochemical smog formation. The daytime atmospheric lifetime of d-limonene is estimated to range from 12 to 48 minutes depending upon local hydroxyl rate and ozone concentrations. Ozonolysis of limonene may also lead to the formation of hydrogen peroxide and organic peroxides, which have various toxic effects on plant cells and may damage forests. Reactions with nitrogen oxides produce aerosol formation as well as lower molecular weight products such as formaldehyde, acetaldehyde, formic acid, acetone and peroxyacetyl nitrate.

Terrestrial fate: When released to the ground, limonene is expected to have low to very low mobility in soil based on its physicochemical properties. It is expected that limonene will rapidly volatilize from both dry and moist soil, however; its absorption to soil may slow the process.

Aquatic fate: In the aquatic environment, limonene is expected to evaporate to a significant extent owing to its high volatility. The estimated half-life for volatilisation of limonene from a model river 1 m deep is 3.4 h. Some limonene is expected to adsorb to sediment and suspended organic matter. Hydrolysis of limonene is not expected in terrestrial or in aquatic environments. The hydrolytic half-life of d-limonene is estimated to be >1000 days.

Ecotoxicity: Biotic degradation of limonene has been shown with some species of microorganisms such as *Penicillium digitatum*, *Corynespora cassiicola*, *Diplodia gossypina* and a soil strain of *Pseudomonas* sp (SL strain). Limonene is readily biodegradable under aerobic conditions. Biodegradation has been assessed under anaerobic conditions; there was no indication of any metabolisms, possibly because of the toxicity to micro-organisms. Limonene may bioaccumulate in fish and other aquatic species. Technical limonene is practically nontoxic to birds and is slightly toxic to freshwater fish and invertebrates on an acute basis. Limonene has low subacute toxicity to bobwhite quail.

For Propane: Koc 460. log

Kow 2.36.

Henry's Law constant of 7.07×10^{-1} atm-cu m/mole, derived from its vapour pressure, 7150 mm Hg, and water solubility, 62.4 mg/L. Estimated BCF: 13.1.

Terrestrial Fate: Propane is expected to have moderate mobility in soil. Volatilization from moist soil surfaces is expected to be an important fate process. Volatilization from dry soil surfaces is based vapor pressure. Biodegradation may be an important fate process in soil and sediment.

Aquatic Fate: Propane is expected to adsorb to suspended solids and sediment. Volatilization from water surfaces is expected and half-lives for a model river and model lake are estimated to be 41 minutes and 2.6 days, respectively. Biodegradation may not be an important fate process in water.

Ecotoxicity: The potential for bioconcentration in aquatic organisms is low.

Atmospheric Fate: Propane is expected to exist solely as a gas in the ambient atmosphere. Gas-phase propane is degraded in the atmosphere by reaction with photochemically-produced hydroxyl radicals; the half-life for this reaction in air is estimated to be 14 days and is not expected to be susceptible to direct photolysis by sunlight.

DO NOT discharge into sewer or waterways.

Persistence and degradability

Ingredient	Persistence: Water/Soil	Persistence: Air
citrus terpenes	HIGH	HIGH

Bioaccumulative potential

Ingredient	Bioaccumulation
citrus terpenes	HIGH (LogKOW = 5.6842)

Mobility in soil

Ingredient	Mobility
citrus terpenes	LOW (KOC = 2899)



SECTION 13 Disposal considerations

Waste treatment methods

Product / Packaging disposal	<ul style="list-style-type: none"> ▶ DO NOT allow wash water from cleaning or process equipment to enter drains. ▶ It may be necessary to collect all wash water for treatment before disposal. ▶ In all cases disposal to sewer may be subject to local laws and regulations and these should be considered first. ▶ Where in doubt contact the responsible authority. ▶ Consult State Land Waste Management Authority for disposal. ▶ Discharge contents of damaged aerosol cans at an approved site. ▶ Allow small quantities to evaporate. ▶ DO NOT incinerate or puncture aerosol cans. ▶ Bury residues and emptied aerosol cans at an approved site.
------------------------------	---

SECTION 14 Transport information

Labels Required

	
Marine Pollutant	
HAZCHEM	Not Applicable

Land transport (ADG)

TensorGrip C101 500ml Aerosol Citrus Cleaner

UN number	1950	
UN proper shipping name	AEROSOLS (contains citrus terpenes)	
Transport hazard class(es)	Class	2.1
	Subrisk	Not Applicable
Packing group	Not Applicable	
Environmental hazard	Environmentally hazardous	
Special precautions for user	Special provisions	63 190 277 327 344 381
	Limited quantity	1000ml

Air transport (ICAO-IATA / DGR)

UN number	1950	
UN proper shipping name	Aerosols, flammable (contains citrus terpenes)	
Transport hazard class(es)	ICAO/IATA Class	2.1
	ICAO / IATA Subrisk	Not Applicable
	ERG Code	10L
Packing group	Not Applicable	
Environmental hazard	Environmentally hazardous	
Special precautions for user	Special provisions	A145 A167 A802
	Cargo Only Packing Instructions	203
	Cargo Only Maximum Qty / Pack	150 kg
	Passenger and Cargo Packing Instructions	203
	Passenger and Cargo Maximum Qty / Pack	75 kg
	Passenger and Cargo Limited Quantity Packing Instructions	Y203
Passenger and Cargo Limited Maximum Qty / Pack	30 kg G	

Sea transport (IMDG-Code / GGVSee)

UN number	1950	
UN proper shipping name	AEROSOLS (contains citrus terpenes)	
Transport hazard class(es)	IMDG Class	2.1
	IMDG Subrisk	Not Applicable
Packing group	Not Applicable	
Environmental hazard	Marine Pollutant	
Special precautions for user	EMS Number	F-D, S-U
	Special provisions	63 190 277 327 344 381 959
	Limited Quantities	1000 ml

Transport in bulk according to Annex II of MARPOL and the IBC code

Not Applicable

Transport in bulk in accordance with MARPOL Annex V and the IMSBC Code

Product name	Group
citrus terpenes	Not Available
hydrocarbons, C9-11, n-alkanes, isoalkanes, cyclics, <2% aromatics	Not Available
LPG (liquefied petroleum gas)	Not Available

Transport in bulk in accordance with the ICG Code

Product name	Ship Type
citrus terpenes	Not Available
hydrocarbons, C9-11, n-alkanes, isoalkanes, cyclics, <2% aromatics	Not Available
LPG (liquefied petroleum gas)	Not Available

SECTION 15 Regulatory information

Safety, health and environmental regulations / legislation specific for the substance or mixture

Continued...

TensorGrip C101 500ml Aerosol Citrus Cleaner

citrus terpenes is found on the following regulatory lists

Australian Inventory of Industrial Chemicals (AIIC)

hydrocarbons, C9-11, n-alkanes, isoalkanes, cyclics, <2% aromatics is found on the following regulatory lists

Australia Hazardous Chemical Information System (HCIS) - Hazardous Chemicals

Australian Inventory of Industrial Chemicals (AIIC)

Chemical Footprint Project - Chemicals of High Concern List

International Agency for Research on Cancer (IARC) - Agents Classified by the IARC Monographs

International Agency for Research on Cancer (IARC) - Agents Classified by the IARC Monographs - Group 1: Carcinogenic to humans

LPG (liquefied petroleum gas) is found on the following regulatory lists

Australia Hazardous Chemical Information System (HCIS) - Hazardous Chemicals

Australian Inventory of Industrial Chemicals (AIIC)

Chemical Footprint Project - Chemicals of High Concern List

National Inventory Status

National Inventory	Status
Australia - AIIC / Australia Non-Industrial Use	Yes
Canada - DSL	Yes
Canada - NDSL	No (citrus terpenes; hydrocarbons, C9-11, n-alkanes, isoalkanes, cyclics, <2% aromatics; LPG (liquefied petroleum gas))
China - IECSC	Yes
Europe - EINEC / ELINCS / NLP	Yes
Japan - ENCS	No (citrus terpenes; hydrocarbons, C9-11, n-alkanes, isoalkanes, cyclics, <2% aromatics)
Korea - KECI	Yes
New Zealand - NZIoC	Yes
Philippines - PICCS	Yes
USA - TSCA	No (citrus terpenes)
Taiwan - TCSI	Yes
Mexico - INSQ	Yes
Vietnam - NCI	Yes
Russia - FBEPH	Yes
Legend:	Yes = All CAS declared ingredients are on the inventory No = One or more of the CAS listed ingredients are not on the inventory. These ingredients may be exempt or will require registration.

SECTION 16 Other information

Revision Date	15/06/2022
Initial Date	15/06/2022

SDS Version Summary

Version	Date of Update	Sections Updated
0.2	15/06/2022	Chronic Health, Classification, Engineering Control, Fire Fighter (fire/explosion hazard), Ingredients, Personal Protection (other), Spills (major)

Other information

Classification of the preparation and its individual components has drawn on official and authoritative sources as well as independent review by the Chemwatch Classification committee using available literature references.

The SDS is a Hazard Communication tool and should be used to assist in the Risk Assessment. Many factors determine whether the reported Hazards are Risks in the workplace or other settings. Risks may be determined by reference to Exposures Scenarios. Scale of use, frequency of use and current or available engineering controls must be considered.

Definitions and abbreviations

PC—TWA: Permissible Concentration-Time Weighted Average
 PC—STEL: Permissible Concentration-Short Term Exposure Limit
 IARC: International Agency for Research on Cancer
 ACGIH: American Conference of Governmental Industrial Hygienists
 STEL: Short Term Exposure Limit
 TEEL: Temporary Emergency Exposure Limit
 IDLH: Immediately Dangerous to Life or Health Concentrations
 ES: Exposure Standard
 OSF: Odour Safety Factor
 NOAEL :No Observed Adverse Effect Level
 LOAEL: Lowest Observed Adverse Effect Level
 TLV: Threshold Limit Value
 LOD: Limit Of Detection
 OTV: Odour Threshold Value
 BCF: BioConcentration Factors
 BEI: Biological Exposure Index
 AIIC: Australian Inventory of Industrial Chemicals
 DSL: Domestic Substances List
 NDSL: Non-Domestic Substances List
 IECSC: Inventory of Existing Chemical Substance in China
 EINECS: European Inventory of Existing Commercial chemical Substances
 ELINCS: European List of Notified Chemical Substances
 NLP: No-Longer Polymers

TensorGrip C101 500ml Aerosol Citrus Cleaner

ENCS: Existing and New Chemical Substances Inventory

KECI: Korea Existing Chemicals Inventory

NZIoC: New Zealand Inventory of Chemicals

PICCS: Philippine Inventory of Chemicals and Chemical Substances

TSCA: Toxic Substances Control Act

TCSI: Taiwan Chemical Substance Inventory

INSQ: Inventario Nacional de Sustancias Químicas

NCI: National Chemical Inventory

FBEPH: Russian Register of Potentially Hazardous Chemical and Biological Substances

Powered by AuthorITe, from Chemwatch.