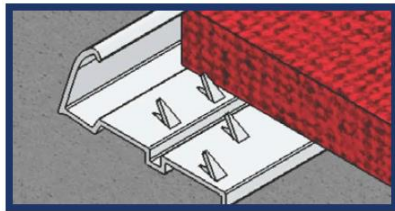
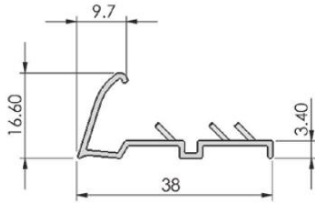


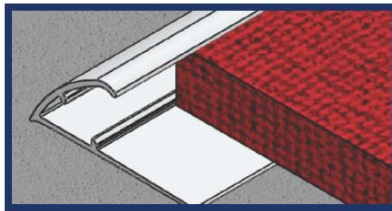
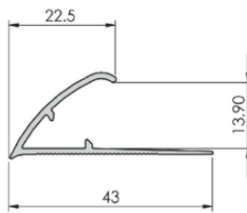
NAP-DOWN BARS

MJ15
Domestic - Hammered
(Pinned)



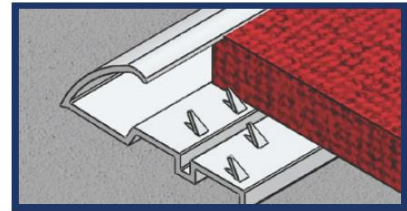
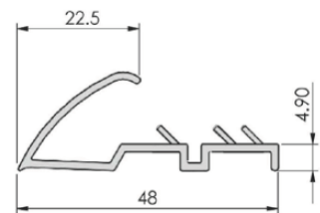
Used with conventionally installed carpets in domestic installations.

MJ18
Commercial - Hammered
(Pinless)



Used with direct-stick or double-bonded carpets in commercial installations.

MJ19
Commercial - Hammered
(Pinned)



Used with conventionally installed carpets in commercial or higher traffic installations.

Product specifications

Product code:	MJ15	MJ18	MJ19
Overall length:	3.3m	3.66m	3.66m
Visible width:	18mm	27mm	29mm
Base width:	38mm	43mm	48mm
Anodised finishes:			
	Black (BL)	✓	
	Bronze (BR)	✓	
	Champagne (CH)	✓	
	Pewter (PE)	✓	
	Silver (SI)	✓	
	Mill (M) - Not anodised	✓	✓
Lengths per carton:	10	10	10

Installation instructions

Nap-down bars may be fixed to sub-floors by using appropriately sized wood or concrete nails, bonding products such as MJS GF400 adhesive or Liquid nails may be used if concrete penetration is not permitted.

After inserting carpet into nap-down bar, carefully fold down the surface progressively by placing a hardwood block with non marking surface onto the nap-down bar and tapping down using a hammer. This provides a continuous, level finish to be achieved, without hammer marking on trim surface.

Safety statement: When cutting or drilling aluminium we recommend the use of safety glasses and gloves.

