


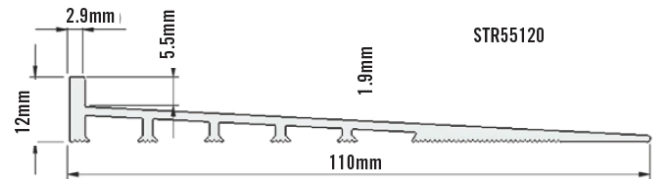
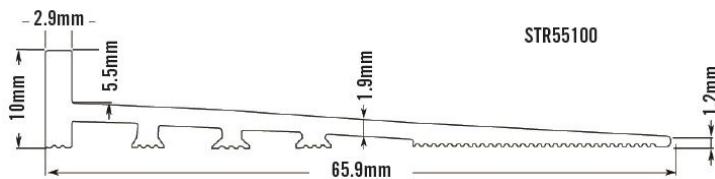
SEAMLESS TRANSITION RAMPS - 5.5MM

- Aluminium ramps for transitioning vinyl plank to timber, tile or carpet
- Quick and easy to install
- Consistent finish
- Available in 3.3m lengths
- Silver anodised finish



Product specifications

COLOUR	CODE	HEIGHT X WIDTH	LENGTH	L/M - CTN
Silver	STR55100	10mm x 65mm	3.3m	33
Silver	STR55120	12mm x 110mm	3.3m	33



Installation Instructions

1. Cut the seamless transition ramp to your required length.
2. Secure the seamless transition ramp to the substrate using MJS GF400 adhesive applied to clean substrate with paint brush as per the manufacturers instructions.
3. Install vinyl plank onto top of trim using either MJS M102 Super Contact adhesive applied with paint brush as per the manufacturers instructions.

Safety statement: When cutting or drilling aluminium we recommend the use of safety glasses and gloves.

