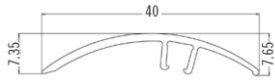


TRANSITION STRIPS


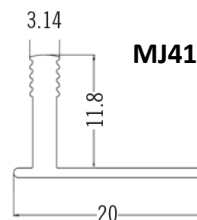
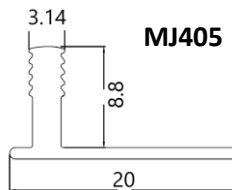
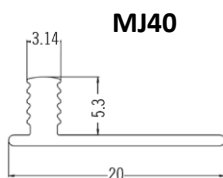
MJ42 - 37mm Seamless Transition Strip



MJ43 - 41mm Seamless Transition Ramp

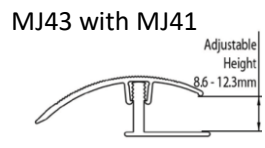
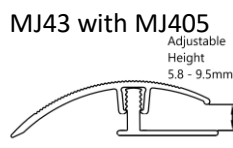
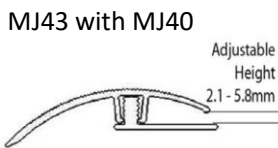
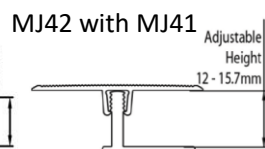
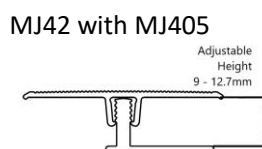
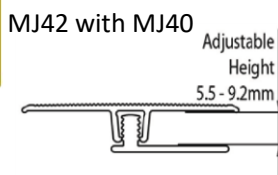


Multi-Height Trim Base



For transition between floor finishes without height variance.

For transition between floor finishes with up to 5mm height variance.



Product specifications

Product code:	MJ42	MJ43	MJ40	MJ405	MJ41
Overall length:	3.3m	3.3m	3.3m	3.3m	3.3m
Overall width:	37mm	40mm	20mm	20mm	20mm
Overall height:	6.5mm	7.65mm	6.3mm	9.8mm	12.8mm
Anodised finishes:					
Black (BL)	✓	✓			
Bronze (BR)	✓	✓			
Champagne (CH)	✓	✓			
Silver (SI)	✓	✓			
Mill (M) – Not anodised			✓	✓	✓
Lengths per carton:	10	10	10	10	10

Installation instructions

Cut the Transition Strip and Multi-Height Trim Base to required length.

Fix the Multi-Height Trim Base in position using MJS GF400 construction adhesive, once adhesive is cured then install your floor coverings.

Install the Transition Strip by aligning the channel above the Multi-Height Trim Base, carefully tap down the Transition strip using a hardwood block with non marking surface and a hammer to lock in place.

Safety statement: When cutting or drilling aluminium we recommend the use of safety glasses and gloves.

